

25HNA9
Infinity™ 19 Series Heat Pump
with Puron® Refrigerant
2 To 5 Tons Nominal (Size 24 To 60)



Turn to the Experts.™

Product Data



INFINITY™ SYSTEM



Carrier heat pumps with Puron® refrigerant provide a collection of features unmatched by any other family of equipment. The 25HNA has been designed utilizing Carrier's Puron® refrigerant. The environmentally sound refrigerant allows consumers to make a responsible decision in the protection of the earth's ozone layer.

As an Energy Star® Partner, Carrier Corporation has determined that this product meets the Energy Star® guidelines for energy efficiency. Refer to the combination ratings in the Product Data for system combinations that meet Energy Star® guidelines.

NOTE: Ratings contained in this document are subject to change at any time. Always refer to the AHRI directory (www.ahridirectory.org) for the most up-to-date ratings information.

INDUSTRY LEADING FEATURES / BENEFITS

Energy Efficiency

- 14-19 SEER/10.6-14.1 EER/8.4 - 9.2 HSPF

New Aesthetic Design

- WeatherArmor Ultra™ Cabinet
 - Baked on powder paint
 - Steel louver coil guard
 - Color matched ceramic coated cabinet screws

Extra Quiet Operation

- Silencer™ System II for sound as low as 69 dBA
 - Quiet mount split post compressor grommets
 - Quiet External Silencer muffler
 - Exclusive Silencer Top design
 - Electronic ECM ball bearing outdoor condenser fan motor
 - Forward-swept condenser fan blade
 - Compressor sound hood
 - Laminated steel compressor mounting plate
- Quiet Shift Defrost

Reliability, Quality and Toughness

- 2-stage scroll compressor
- Field-installed 16 cu. in. filter drier
- Back-seating service valves
- High pressure switch
- Loss of charge switch
- Internal pressure relief valve
- Internal thermal overload
- Long line accessory connections
- Suction Line Accumulator
- Vapor fog eliminator
- Ideal Defrost

Controls and Diagnostics

- Infinity™ Control (MUST be used, no substitutes)
- Utility Interface Connection
- Up to 78 point diagnostic capability with Infinity™ Control

Applications

- Long-line - up to 250 feet (76.20 m) total equivalent length, up to 200 feet (60.96 m) condenser above evaporator, or up to 80 ft. (24.38 m) evaporator above condenser (See Longline Guide for more information.)
- Low ambient (down to 0°F/-17.8°C) with complete Infinity™ system.

MODEL NUMBER NOMENCLATURE

1	2	3	4	5	6	7	8	9	10	11	12	13
N	N	A	A	A/N	N	N	N	A/N	A/N	A/N	N	N
2	5	H	N	A	9	3	6	A	0	0	3	0
Product Series	Product Family	Tier	Major Series	SEER	Cooling Capacity	Variations	Open	Open	Open	Voltage	Minor Series	
25 = HP	H = RES HP	n = infinity Series	A = Puron	9 = 19 SEER		A = Standard	0 = Not Defined	0 = Not Defined	3 = 208/230-1	0, 1, 2...		



This product has been designed and manufactured to meet Energy Star® criteria for energy efficiency when matched with appropriate coil components. However, proper refrigerant charge and proper air flow are critical to achieve rated capacity and efficiency. Installation of this product should follow all manufacturing refrigerant charging and air flow instructions. **Failure to confirm proper charge and air flow may reduce energy efficiency and shorten equipment life.**

25HNA9

STANDARD FEATURES

Feature	24-30	36-30	48-30	60-30
Puron Refrigerant	X	X	X	X
Up to 19 SEER	X			
Infinity Control System Only	X	X	X	X
2-Stage Scroll Compressor	X	X	X	X
Weather Armor Ultra™	X	X	X	X
Silencer System II™	X	X	X	X
Field Installed 16 cu. in. Filter Drier	X	X	X	X
Loss of Charge Switch	X	X	X	X
High Pressure Switch	X	X	X	X
Back Seating Service Valves	X	X	X	X
Internal Pressure Relief Valve	X	X	X	X
Internal Thermal Overload	X	X	X	X
Long Line Accessory Connections	X	X	X	X
Long Line capability	X	X	X	X
Low Ambient capability	X	X	X	X
Up to 78 Point Diagnostics with Infinity™ Control	X	X	X	X
Quiet Shift Defrost	X	X	X	X
Vapor Fog Eliminator	X	X	X	X
Ideal Defrost*	X	X	X	X

X = Standard

* With complete Infinity™ System

PHYSICAL DATA

UNIT SIZE SERIES	24-31	36-31	48-31	60-32
Operating Weight lb (kg)	341 (154.7)	343 (155.6)	343 (155.6)	361 (163.7)
Shipping Weight lb (kg)	378 (171.4)	380 (172.4)	380 (172.4)	398 (180.5)
Compressor Type	Scroll			
REFRIGERANT	Puron® (R-410A)			
Control	TXV (Puron® Hard Shutoff)			
Charge lb (kg)	15.77 (7.15)	14.00 (6.35)	14.00 (6.35)	13.90 (6.30)
Outdoor Htg Piston #	38	57	61	67
COND FAN	Forward Swept Propeller Type, Direct Drive			
Air Discharge	Vertical			
Air Qty (CFM)	2400/2700	2900/3450	3300/3800	3800/4250
Motor HP	1/5			
Motor RPM	550/606	582/690	660/765	742/828
COND COIL				
Face Area (Sq ft)	24.40			
Fins per In.	20			
Rows	2			
Circuits	10			
VALVE CONNECT. (In. ID)				
Vapor	3/4	3/4	7/8	7/8
Liquid	3/8			
REFRIGERANT TUBES (In. OD)				
Rated Vapor*	3/4	3/4	7/8	1-1/8
Max Liquid Line	3/8			

* Units are rated with 25 ft (7.6 m) of lineset length. See Vapor Line Sizing and Cooling Capacity Loss table when using other sizes and lengths of lineset.

Note: See unit Installation Instruction for proper installation.

25HNA9

VAPOR LINE SIZING AND COOLING CAPACITY LOSS

Acceptable vapor line diameters provide adequate oil return to the compressor while avoiding excessive capacity loss. The suction line diameters shown in the chart below are acceptable for AC systems with Puron refrigerant:

Unit Nominal Size (Btuh)	Maximum Liquid Line Diameters (In. OD)	Vapor Line Diameters (In. OD)	Cooling Capacity Loss (%) Total Equivalent Line Length ft. (m)								
			Standard Application		Long Line Application Requires Accessories						
			26-50 (7.9-15.2)	51-80 (15.5-24.4)	81-100 (24.7-30.5)	101-125 (30.8-38.1)	126-150 (38.4-45.7)	151-175 (46.0-50.3)	176-200 (53.6-60.0)	201-225 (61.3-68.6)	226-250 (68.9-76.2)
24,000 2-Stage HP with Puron	3/8	5/8	0	1	1	2	3	3	4	4	5
		3/4	0	1	1	1	1	1	1	1	1
36,000 2-Stage HP with Puron	3/8	5/8	1	2	4	5	6	7	9	10	11
		3/4	0	0	1	1	2	2	3	3	4
48,000 2-Stage HP with Puron	3/8	3/4	0	1	2	3	4	5	5	6	7
		7/8	0	0	1	1	2	2	2	3	3
60,000 2-Stage HP with Puron	3/8	3/4	1	2	4	5	6	8	9	10	11
		7/8	0	1	2	2	3	4	4	5	5
		1-1/8	0	0	—	—	—	—	—	—	—

Standard Length = 80 ft. (24.4 m) or less total equivalent length

Applications in this area are long line. Accessories are required as shown recommended on Long Line Application Guidelines

Applications in this area may have height restrictions that limit allowable total equivalent length, when outdoor unit is below indoor unit.

— Applications in this area are not recommended due to insufficient oil return.

REFRIGERANT PIPING LENGTH LIMITATIONS

Maximum Line Lengths:

The maximum allowable total equivalent length for heat pumps varies depending on the vertical separation. See the tables below for allowable lengths depending on whether the outdoor unit is on the same level, above or below the indoor unit.

Maximum Line Lengths for Heat Pump Applications

	MAXIMUM ACTUAL LENGTH ft (m)	MAXIMUM EQUIVALENT LENGTH† ft (m)	MAXIMUM VERTICAL SEPARATION ft (m)
Units on equal level	200 (61)	250 (76.2)	N/A
Outdoor unit ABOVE indoor unit	200 (61)	250 (76.2)	200 (61)
Outdoor unit BELOW indoor unit	See Table 'Maximum Total Equivalent Length: Outdoor Unit BELOW Indoor Unit'		

† Total equivalent length accounts for losses due to elbows or fitting. See the Long Line Guideline for details.

Maximum Total Equivalent Length† - Outdoor Unit BELOW Indoor Unit

Size	Liquid Line Diameter w/ TXV	HP with Puron® Refrigerant – Maximum Total Equivalent Length† Vertical Separation ft (m) Outdoor unit BELOW indoor unit;						
		0–20 (0 – 6.1)	21–30 (6.4 – 9.1)	31–40 (9.4 – 12.2)	41–50 (12.5 – 15.2)	51–60 (15.5 – 18.3)	61–70 (18.6 – 21.3)	71–80 (21.6 – 24.4)
18000 HP with Puron	3/8	250*	250*	250*	250*	250*	250*	250*
24000 HP with Puron	3/8	250*	250*	250*	250*	250*	250*	250*
30000 HP with Puron	3/8	250*	250*	250*	250*	250*	250*	250*
36000 HP with Puron	3//8	250*	250*	250*	250*	250*	250*	250*
42000 HP with Puron	3/8	250*	250*	250*	250*	250*	250*	150
48000 HP with Puron	3/8	250*	250*	250*	250*	230	160	--
60000 HP with Puron	3/8	250*	225*	190	150	110	--	--

* Maximum actual length not to exceed 200 ft (61 m)

† Total equivalent length accounts for losses due to elbows or fitting. See the Long Line Guideline for details.

-- = outside acceptable range

LONG LINE APPLICATIONS

An application is considered Long Line when the refrigerant level in the system requires the use of accessories to maintain acceptable refrigerant management for systems reliability. Defining a system as long line depends on the liquid line diameter, actual length of the tubing, and vertical separation between the indoor and outdoor units.

For Heat Pump systems, the chart below shows when an application is considered Long Line. Beyond these lengths, long line accessories are required:

HP WITH PURON® REFRIGERANT LONG LINE DESCRIPTION ft (m) Beyond these lengths, long line accessories are required

Liquid Line Size	Units On Same Level	Outdoor Below Indoor	Outdoor Above Indoor
3/8	80 (24.4)	20 (6.1)	80 (24.4)

Note: See Long Line Guideline for details

ACCESSORIES

KIT NUMBER	KIT NAME	24–31	36–31	48–31	60–32
KHALS0401LLS	SOLENOID VALVE	X	X	X	X
KHASS0701AAA*	SNOW STAND	X	X	X	X
KSASF0101AAA	SUPPORT FEET	X	X	X	X
KSATX0201PUR	TXV	X			
KSATX0301PUR	TXV		X		
KSATX0401PUR	TXV			X	
KSATX0501PUR	TXV				X

x = Accessory S = Standard

* Available from RCD

ACCESSORY CONTROLS

INFINITY* CONTROLS	DESCRIPTION
SYSTXCCUID01–A*	Infinity Control Deluxe 7–Day Programmable (Wall–mounted system control.)
SYSTXCCUIZ01–A*	Infinity Control Deluxe Zoning 7–Day Programmable (Wall–mounted control for a multi–zone system.)
SYSTXCC4ZC01	Infinity 4–Zone Damper Control Module (Wall–mounted control for a four–zone system.)
SYSTXCCSMS01	Infinity Smart Sensor (Optional wall control used to monitor temperature and/or fan control in an individual zone.)
SYSTXCCRRS01	Infinity Remote Room Sensor (Monitors temperature in an individual zone.)
SYSTXCCSAM01	Infinity System Access Module (Hardware for wireless access and control via phone or internet.)
SYSTXCCNIM01	Infinity Network Interface Module (Connects Heat Recovery and Energy Recovery Ventilators on non–zoning applications.)
SYSTXXBPU01	Decorative Back Plate for Infinity Control (Decorative wall plate.)

* These Infinity series units must use “–A” revision or later to operate properly.

ACCESSORY USAGE GUIDELINE

ACCESSORY	REQUIRED FOR LOW–AMBIENT COOLING APPLICATIONS (Below 55°F/12.8°C)	REQUIRED FOR LONG LINE APPLICATIONS*	REQUIRED FOR SEA COAST APPLICATIONS (Within 2 miles/3.22 km)
Accumulator	Standard	Standard	Standard
Ball Bearing Fan Motor	Standard	Standard	Standard
Crankcase Heater	Standard	Standard	Standard
Compressor Start Assist Capacitor and Relay	Not Required Self–Equalizing	Not Required Self–Equalizing	Not Required Self–Equalizing
Evaporator Freeze Thermostat	Standard with Infinity Control	No	No
Low Ambient Control	Standard with Infinity Control	No	No
Liquid Line Solenoid Valve	No	Yes	No
Puron Balance Port Hard Shut–Off TXV	Yes†	Yes†	Yes†
Support Feet	Recommended	No	Recommended
Winter Start Control	Standard with Infinity Control	No	No

* For tubing line sets between 80 and 200 ft. (24.38 and 60.96 m) and/or 20 ft. (6.09 m) vertical differential, refer to Residential Split–System Longline Application Guideline.

† Required on all indoor units. Standard on all new Puron® fan coils and furnace coils.

Accessory Description and Usage (Listed Alphabetically)

1. Liquid-Line Solenoid Valve (LLS)

An electrically operated shutoff valve which stops and starts refrigerant liquid flow in response to compressor operation. It is to be installed at the outdoor unit to control refrigerant off cycle migration in the heating mode.

Usage Guideline:

An LLS is required in all long line heat pump applications to control refrigerant off cycle migration in the heating mode. See Long Line Guideline.

2. Snow Stand

Coated wire rack which supports unit 18 in (457.2 mm) above mounting pad to allow for drainage from unit base.

Usage Guideline:

Suggested in the following applications:

- Heat pump installations in heavy snowfall areas.
- Heat pump installations in snowdrift locations.
- Heat pump installations in areas of prolonged subfreezing temperatures.
- All commercial installations.

3. Support Feet

Four stick-on plastic feet that raise the unit 4 in (101.6 mm) above the mounting pad. This allows sand, dirt, and other debris to be flushed from the unit base, minimizing corrosion.

Usage Guideline:

Suggested in the following applications:

- Coastal installations.
- Windy areas or where debris is normally circulating.
- Rooftop installations.
- For improved sound ratings.

4. Thermostatic Expansion Valve (TXV) Bi-Flow

A modulating flow-control valve which meters refrigerant liquid flow rate into the evaporator in response to the superheat of the refrigerant gas leaving the evaporator.

Usage Guideline:

- Accessory required to meet ARI rating and system reliability, where indoor not equipped.
- Required in all heat pump applications designed with Puron refrigerant.

ELECTRICAL DATA

UNIT SIZE - VOLTAGE, SERIES	V/PH	OPER VOLTS*		COMPR		FAN	MCA	MIN WIRE SIZE†	MIN WIRE SIZE†	MAX LENGTH ft (m)‡	MAX LENGTH ft (m)‡	MAX FUSE* * or CKT BRK AMPS
		MAX	MIN	LRA	RLA	FLA		60°C	75°C	60°C	75°C	
24-31	208/230-1	253	187	52.0	16.6	0.9	21.6	12	12	58 (17.7)	55 (16.8)	30
36-31				82.0	17.0	2.2	23.5	12	12	53 (16.2)	51 (15.5)	40
48-31				96.0	27.6	2.2	36.6	8	8	85 (25.9)	81 (24.7)	60
60-32				118.0	28.8	2.8	38.8	8	8	80 (24.4)	76 (23.2)	60

* Permissible limits of the voltage range at which the unit will operate satisfactorily

† If wire is applied at ambient greater than 30°C, consult table 310-16 of the NEC (NFPA 70). The ampacity of non-metallic-sheathed cable (NM), trade name ROMEX, shall be that of 60°C conditions, per the NEC (NFPA 70) Article 336-26. If other than uncoated (no-plated), 60 or 75°C insulation, copper wire (solid wire for 10 AWG or smaller, stranded wire for larger than 10 AWG) is used, consult applicable tables of the NEC (NFPA 70).

‡ Length shown is as measured 1 way along wire path between unit and service panel for voltage drop not to exceed 2%.

** Time-Delay fuse.

FLA - Full Load Amps

LRA - Locked Rotor Amps

MCA - Minimum Circuit Amps

RLA - Rated Load Amps

NOTE: Control circuit is 24-V on all units and requires external power source. Copper wire must be used from service disconnect to unit.

All motors/compressors contain internal overload protection.

Complies with 2007 requirements of ASHRAE Standards 90.1

A-WEIGHTED SOUND LEVEL (dBA)

UNIT SIZE - VOLTAGE, SERIES	STANDARD RATING dBA	TYPICAL OCTAVE BAND SPECTRUM (dBA, without tone adjustment)						
		125	250	500	1000	2000	4000	8000
24-31	69-low stage	49.0	63.0	57.0	60.5	58.0	54.0	47.5
	71-high stage	52.5	61.5	66.5	58.5	56.0	51.0	48.0
36-31	69-low stage	48.5	63.0	62.5	63.5	57.0	56.0	50.0
	71-high stage	55.5	57.5	66.0	62.5	59.0	56.5	50.5
48-31	70-low stage	54.5	56.0	66.0	59.5	57.5	56.0	49.5
	72-high stage	57.0	59.0	67.5	64.5	59.5	57.5	50.5
60-32	75-low stage	58.5	60.5	71.0	63.0	61.5	60.0	51.5
	75-high stage	58.5	61.5	70.0	65.5	62.0	60.0	52.0

NOTE: Tested in compliance with ARI 270-2008 but not listed with AHRI.

CHARGING SUBCOOLING (TXV-TYPE EXPANSION DEVICE)

UNIT SIZE - VOLTAGE, SERIES	REQUIRED SUBCOOLING °F (°C)
24-31	12 (6.7) HIGH STAGE
36-31	12 (6.7) HIGH STAGE
48-31	12 (6.7) HIGH STAGE
60-32	12 (6.7) HIGH STAGE

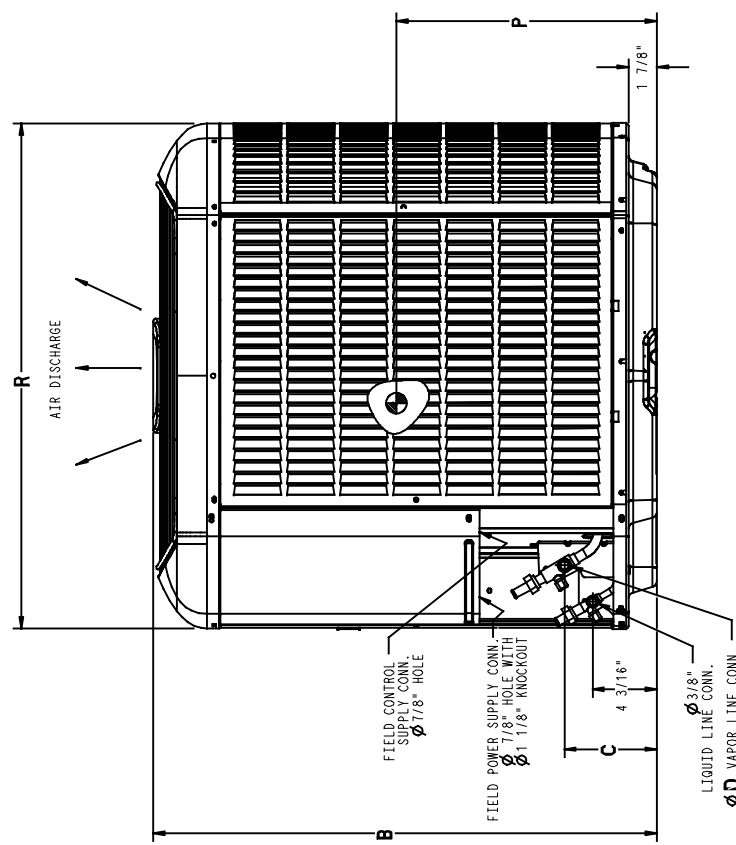
DIMENSIONS - ENGLISH

UNIT	SERIES	ELECTRICAL CHARACTERISTICS	A	B	C	D	E	F	G	K	L	M	N	P	R	OPERATING WEIGHT (lbs)	SHIPPING WEIGHT (lbs)	SHIPPING DIMENSIONS (L x W x H)
25HNA924	1	X 0 0	35 1/2"	47 5/16"	6 5/16"	3/4"	6 13/16"	28 3/4"	11 5/8"	4"	1 1/8"	19 1/2"	17"	20 1/2"	40"	341	378	37 1/8" X 43 5/16" X 50 13/16"
25HNA936	1	X 0 0	35 1/2"	47 5/16"	6 5/16"	3/4"	6 13/16"	28 3/4"	11 5/8"	4"	1 1/8"	19 1/2"	17"	20 1/2"	40"	343	380	37 1/8" X 43 5/16" X 50 13/16"
25HNA948	1	X 0 0	35 1/2"	47 5/16"	6 1/4"	7/8"	6 13/16"	28 3/4"	11 5/8"	4 1/16"	1 1/8"	19 1/2"	17"	20 1/2"	40"	343	380	37 1/8" X 43 5/16" X 50 13/16"
25HNA960	1, 2	X 0 0	35 1/2"	47 5/16"	6 1/4"	7/8"	6 13/16"	28 3/4"	11 5/8"	4 1/16"	1 1/8"	18 1/2"	17 1/2"	20 1/2"	40"	361	398	37 1/8" X 43 5/16" X 50 13/16"

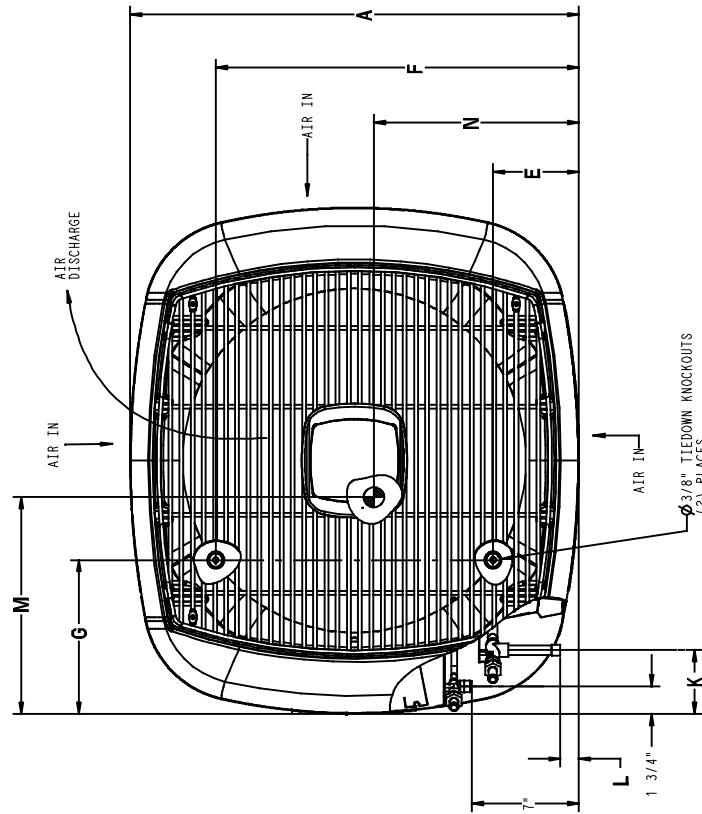
NOTES:
 1. ALLOW 30" CLEARANCE TO SERVICE SIDE OF UNIT.
 48" ABOVE UNIT, 6" ON ONE SIDE OF REMAINING SIDE, AND 24" BETWEEN UNITS FOR PROPER AIRFLOW.
 2. MINIMUM OUTDOOR OPERATING AMBIENT IN COOLING MODE IS 55°F, MAX. 125°F.
 3. SERIES DESIGNATION IS THE 13TH POSITION OF THE UNIT MODEL NUMBER.
 4. CENTER OF GRAVITY
 5. ALL DIMENSIONS ARE IN "INCHES" UNLESS NOTED.

X = YES
 0 = NO

460-3-60
208/230-3-60
230-160
208/230-160



UNIT SIZE	MINIMUM MOUNTING PAD DIMENSIONS
-	29 1/2" X 33"
24, 36, 48, 60	36 1/2" X 40"



25HNA9

25HNA9

DIMENSIONS - SI

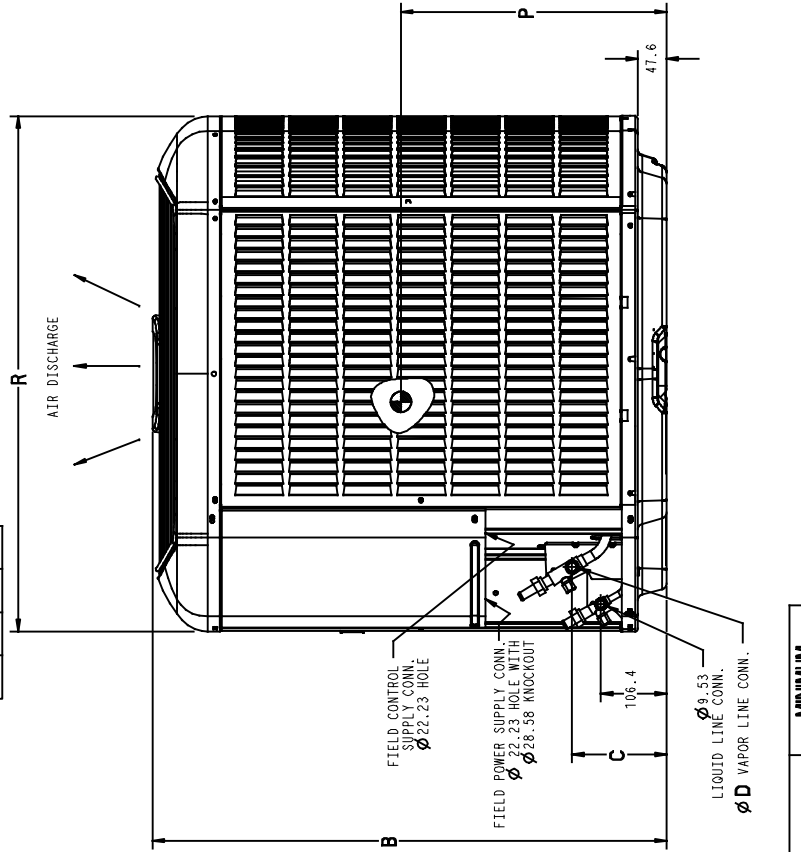
UNIT	SERIES	ELECTRICAL CHARACTERISTICS	OPERATING WEIGHT (Kgs)													SHIPPING DIMENSIONS (L x W x H)		
			A	B	C	D	E	F	G	K	L	M	N	P	R	1	2	3
25HNA924	1	X 0 0 0	901.7	1201.8	160.4	19.0	173.0	730.2	295.3	101.6	28.6	495.3	431.8	520.7	1016.0	154.7	171.4	943.0 X 1100.2 X 1290.6
25HNA936	1	X 0 0 0	901.7	1201.8	160.4	19.0	173.0	730.2	295.3	101.6	28.6	495.3	431.8	520.7	1016.0	155.6	172.4	943.0 X 1100.2 X 1290.6
25HNA948	1	X 0 0 0	901.7	1201.8	158.8	22.2	173.0	730.2	295.3	103.2	28.6	495.3	431.8	520.7	1016.0	155.6	172.4	943.0 X 1100.2 X 1290.6
25HNA960	1, 2	X 0 0 0	901.7	1201.8	158.8	22.2	173.0	730.2	295.3	103.2	28.6	469.9	444.5	520.7	1016.0	163.7	180.5	943.0 X 1100.2 X 1290.6

NOTES:

1. ALLOW 762.0 CLEARANCE TO SERVICE SIDE OF UNIT, 1219.2 ABOVE UNIT, 152.4 ON ONE SIDE, 304.8 ON REMAINING SIDE, AND 609.6 BETWEEN UNITS FOR PROPER AIRFLOW.
2. MINIMUM OUTDOOR OPERATING AMBIENT IN COOLING MODE IS 13°C, MAX. 52°C.
3. SERIES DESIGNATION IS THE 13TH POSITION OF THE UNIT MODEL NUMBER.
4. CENTER OF GRAVITY
5. ALL DIMENSIONS ARE IN "MM" UNLESS NOTED.

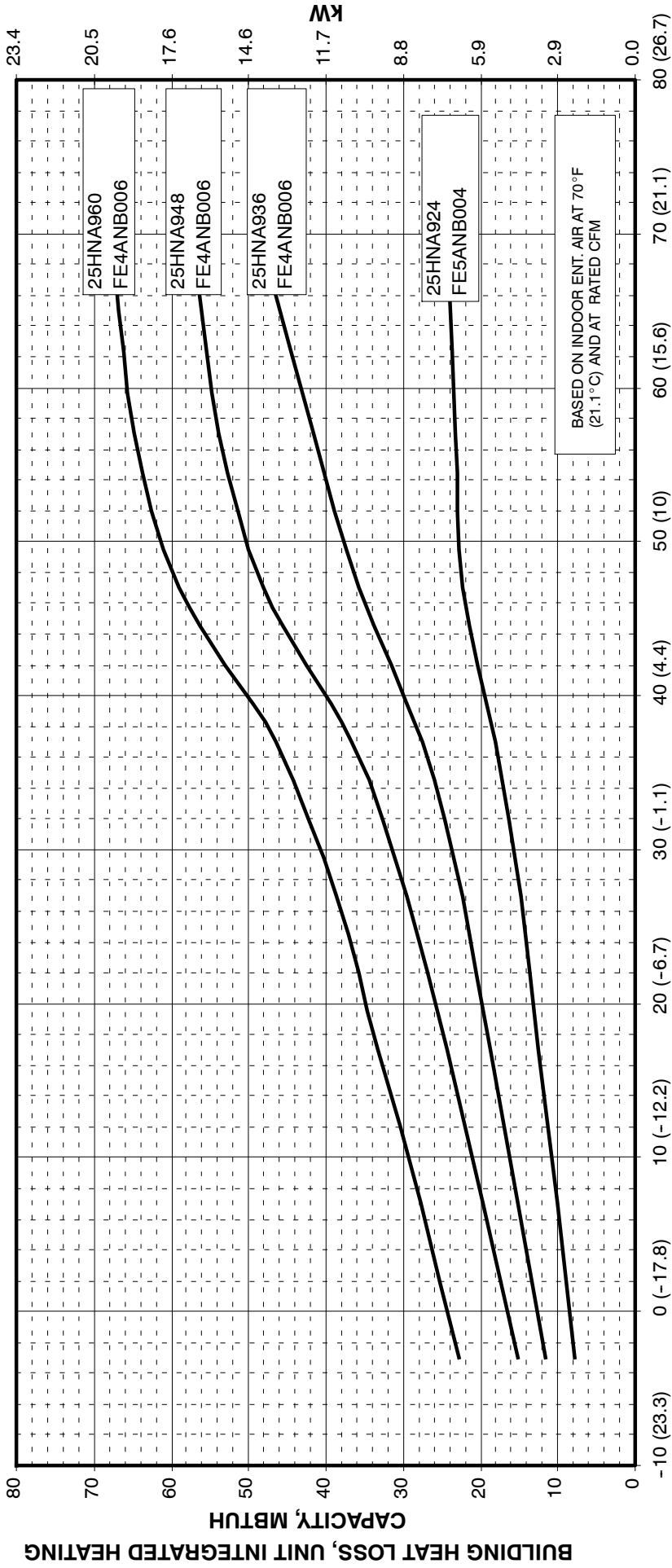
X = YES
O = NO

208/230-160	230-160	208/230-3-60	460-3-60
-------------	---------	--------------	----------



UNIT SIZE	MINIMUM MOUNTING PAD DIMENSIONS
-	749.3 X 838.2
24.36, 48.60	927.1 X 1016.4

25HNA9 BALANCE POINT WORKSHEET - HIGH STAGE

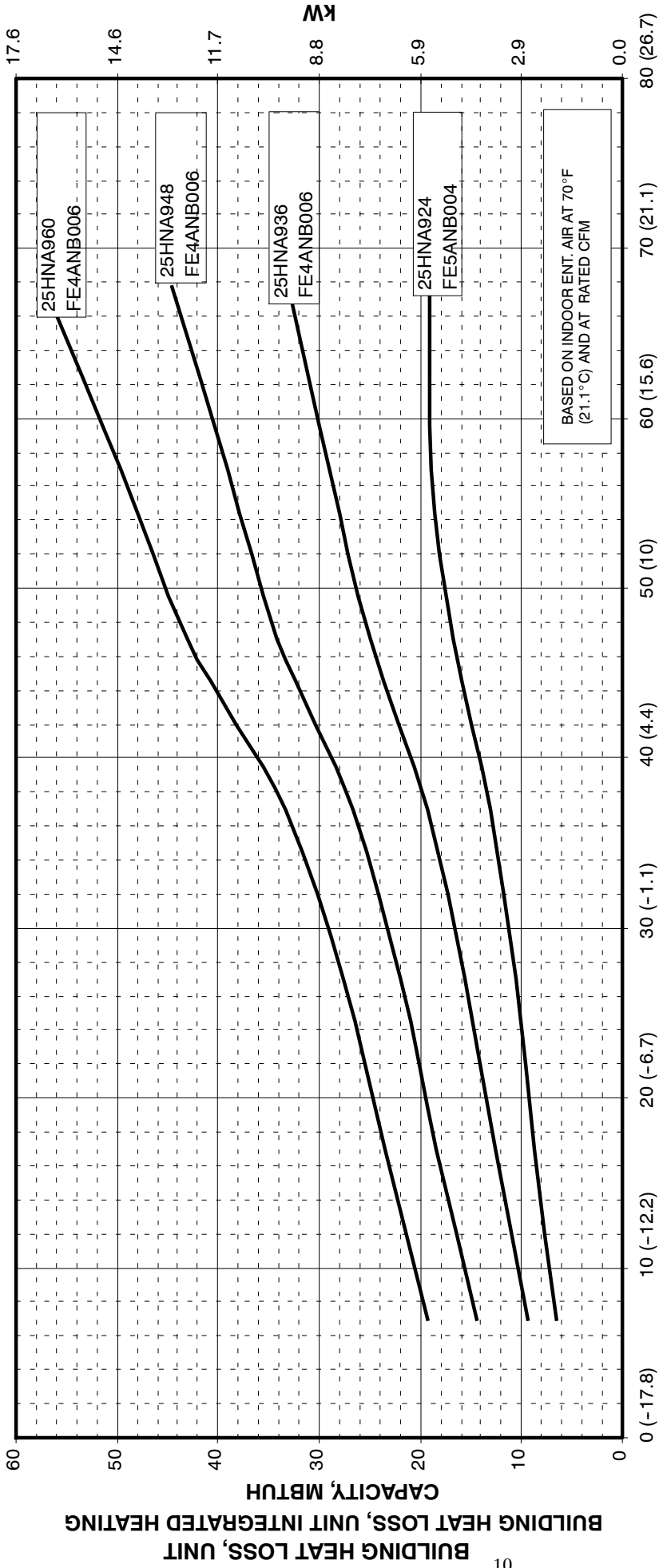


OUTDOOR TEMPERATURE °F (°C)

25HNA9

25HNA9

25HNA9 BALANCE POINT WORKSHEET - LOW STAGE



COMBINATION RATINGS

Unit Size - Voltage, Series	Indoor Model	Cooling Capacity		Cooling				Heating												Furnace Model
		High	Low	SEER	EER	ID CFM	High Temp		Low Temp		Capacity		COP		HSPF					
							High	Low	High	Low	High	Low	High	Low	High	Low				
		High	Low	High	Low	High	Low	High	Low	High	Low	High	Low	High	Low	High	Low			
	*FE5ANB004	26,400	19,000	19.0	14.1	800	665	16,800	2.64	2.64	13,700	9,500	2.78	2.40	9.2	9.2				
	FE4ANF002	25,400	18,400	17.9	13.2	800	665	16,600	2.58	3.00	13,700	9,400	2.66	2.26	8.5	8.5				
	FE4ANF003	25,600	18,400	18.3	13.5	800	665	16,400	2.58	2.98	13,600	9,400	2.66	2.28	8.5	8.5				
	CAP**4817A**	26,000	18,600	18.0	13.3	800	665	16,800	2.56	2.98	13,900	9,600	2.66	2.32	8.5	8.5	56CV(A,X)090-16			
	CAP**4817A**	26,000	18,600	18.0	13.2	800	665	16,800	2.56	2.96	13,900	9,600	2.66	2.30	8.5	8.5	56CV(A,X)110-20			
	CAP**4817A**	26,000	18,600	17.5	13.1	800	665	16,800	2.54	2.96	14,000	9,600	2.64	2.30	8.5	8.5	58MV/B080-20			
	CAP**4821A**	25,800	18,600	18.0	13.3	800	665	16,600	2.56	3.00	13,900	9,600	2.66	2.32	8.5	8.5	56CV(A,X)090-16			
	CAP**4821A**	25,800	18,600	18.0	13.2	800	665	16,800	2.56	2.98	13,900	9,600	2.66	2.32	8.5	8.5	56CV(A,X)110-20			
	CAP**4821A**	25,800	18,600	18.0	13.3	800	665	16,800	2.56	2.98	13,800	9,600	2.66	2.32	8.5	8.5	56CV(A,X)135-22			
	CAP**4821A**	25,800	18,600	18.0	13.4	800	665	16,600	2.56	3.00	13,800	9,600	2.68	2.32	8.5	8.5	56CV(A,X)155-22			
	CAP**4821A**	25,800	18,600	17.5	13.1	800	665	16,800	2.54	2.98	13,900	9,600	2.64	2.30	8.5	8.5	58MV/B080-20			
	CAP**4821A**	25,800	18,600	17.5	13.2	800	665	16,800	2.56	2.98	13,900	9,600	2.64	2.30	8.5	8.5	58MV/B100-20			
	CAP**4821A**	25,800	18,600	18.0	13.3	800	665	16,800	2.56	2.98	13,900	9,600	2.66	2.30	8.5	8.5	56CV(A,X)110-20			
	CAP**4824A**	25,800	18,600	17.5	13.2	800	665	16,800	2.56	2.98	13,900	9,600	2.66	2.30	8.5	8.5	56CV(A,X)135-22			
	CAP**4824A**	25,800	18,600	18.0	13.3	800	665	16,800	2.56	2.98	13,800	9,600	2.66	2.32	8.5	8.5	56CV(A,X)155-22			
	CAP**4824A**	25,800	18,600	18.0	13.4	800	665	16,800	2.54	2.98	13,900	9,600	2.66	2.32	8.5	8.5	56CV(A,X)155-22			
	CAP**4824A**	25,800	18,600	17.5	13.1	800	665	16,800	2.54	2.98	13,900	9,600	2.64	2.30	8.5	8.5	58MV/B080-20			
	CAP**4824A**	25,800	18,600	17.5	13.2	800	665	16,800	2.56	2.98	13,900	9,600	2.64	2.30	8.5	8.5	58MV/B100-20			
	CAP**6021A**	26,200	18,800	18.0	13.5	800	665	16,600	2.56	2.96	13,800	9,500	2.66	2.34	8.4	8.4	56CV(A,X)090-16			
	CAP**6021A**	26,200	18,800	18.0	13.4	800	665	16,600	2.56	2.96	13,800	9,600	2.64	2.32	8.4	8.4	56CV(A,X)110-20			
	CAP**6021A**	26,200	18,800	18.0	13.5	800	665	16,600	2.56	2.96	13,800	9,600	2.66	2.34	8.5	8.5	56CV(A,X)135-22			
	CAP**6021A**	26,200	18,800	18.0	13.6	800	665	16,600	2.56	2.96	13,800	9,500	2.66	2.34	8.5	8.5	56CV(A,X)155-22			
	CAP**6021A**	26,200	18,800	18.0	13.3	800	665	16,700	2.54	2.94	13,900	9,600	2.62	2.32	8.4	8.4	58MV/B080-20			
	CAP**6021A**	26,200	18,800	18.0	13.4	800	665	16,600	2.54	2.94	13,800	9,600	2.64	2.32	8.4	8.4	58MV/B100-20			
	CAP**6021A**	26,200	18,800	18.0	13.5	800	665	16,600	2.56	2.94	13,800	9,600	2.64	2.32	8.4	8.4	58MV/B120-20			
	CAP**6024A**	26,200	18,800	18.0	13.4	800	665	16,600	2.54	2.94	13,800	9,600	2.64	2.32	8.4	8.4	56CV(A,X)135-22			
	CAP**6024A**	26,200	18,800	18.0	13.5	800	665	16,600	2.56	2.94	13,800	9,600	2.64	2.32	8.4	8.4	56CV(A,X)155-22			
	CAP**6024A**	26,000	18,800	18.0	13.2	800	665	16,600	2.52	2.94	13,900	9,600	2.62	2.30	8.4	8.4	58MV/B080-20			
	CAP**6024A**	26,200	18,800	18.0	13.3	800	665	16,600	2.54	2.92	13,800	9,600	2.62	2.30	8.4	8.4	58MV/B100-20			
	CAP**6024A**	26,200	18,800	18.0	13.4	800	665	16,600	2.54	2.94	13,800	9,600	2.64	2.30	8.4	8.4	58MV/B120-20			
	CNP**4821A**	25,800	18,600	18.0	13.3	800	665	16,600	2.56	3.02	13,800	9,500	2.66	2.30	8.6	8.6	56CV(A,X)090-16			
	CNP**4821A**	25,800	18,600	18.0	13.3	800	665	16,600	2.56	3.00	13,900	9,500	2.64	2.30	8.5	8.5	56CV(A,X)110-20			
	CNP**4821A**	26,000	18,600	18.0	13.3	800	665	16,600	2.56	3.02	13,800	9,500	2.66	2.30	8.6	8.6	56CV(A,X)135-22			
	CNP**4821A**	26,000	18,600	18.0	13.4	800	665	16,600	2.58	3.02	13,800	9,500	2.66	2.30	8.6	8.6	56CV(A,X)155-22			
	CNP**4821A**	25,800	18,600	17.5	13.1	800	665	16,600	2.54	3.00	13,900	9,500	2.64	2.30	8.5	8.5	58MV/B080-20			
	CNP**4821A**	25,800	18,600	17.5	13.2	800	665	16,600	2.56	3.00	13,900	9,500	2.64	2.28	8.5	8.5	58MV/B100-20			
	CNP**4821A**	25,800	18,600	18.0	13.3	800	665	16,600	2.56	3.00	13,800	9,500	2.66	2.30	8.5	8.5	58MV/B120-20			
	CNP**6024A**	26,200	18,800	18.0	13.5	800	665	16,600	2.56	3.00	13,800	9,600	2.64	2.36	8.7	8.7	56CV(A,X)090-16			
	CNP**6024A**	26,200	18,800	18.0	13.4	800	665	16,600	2.54	2.98	13,800	9,600	2.64	2.34	8.7	8.7	56CV(A,X)110-20			
	CNP**6024A**	26,200	18,800	18.0	13.5	800	665	16,600	2.56	3.00	13,800	9,600	2.66	2.36	8.7	8.7	56CV(A,X)135-22			
	CNP**6024A**	26,200	18,800	18.0	13.6	800	665	16,400	2.56	3.00	13,700	9,600	2.66	2.36	8.7	8.7	56CV(A,X)155-22			
	CNP**6024A**	26,000	18,800	18.0	13.5	800	665	16,600	2.54	3.00	13,800	9,600	2.64	2.34	8.7	8.7	58MV/B060-14			
	CNP**6024A**	26,000	18,800	18.0	13.3	800	665	16,600	2.52	2.98	13,800	9,700	2.62	2.34	8.5	8.5	58MV/B080-20			
	CNP**6024A**	26,200	18,800	18.0	13.4	800	665	16,600	2.54	2.98	13,800	9,700	2.64	2.34	8.6	8.6	58MV/B100-20			
	CNP**6024A**	26,200	18,800	18.0	13.4	800	665	16,600	2.54	2.98	13,800	9,700	2.64	2.34	8.6	8.6	58MV/B120-20			
	CNPV*4821A**	25,800	18,700	18.0	13.3	800	665	16,600	2.56	3.02	13,800	9,500	2.66	2.30	8.6	8.6	56CV(A,X)090-16			
	CNPV*4821A**	25,800	18,600	18.0	13.3	800	665	16,600	2.56	3.00	13,900	9,500	2.64	2.30	8.5	8.5	56CV(A,X)110-20			



COMBINATION RATINGS CONTINUED

Unit Size - Voltage, Series	Indoor Model	ARI Standard Ratings											Furnace Model					
		Cooling						Heating										
		SEER	Cooling Capacity		EER	ID CFM		High Temp		COP		Capacity		Low Temp		COP	HSPF	
			High	Low		High	Low	High	Low	High	Low	High		Low	High			Low
24-31	CNPV*4821A**	18.0	18,600	13.3	800	665	16,600	2.56	3.02	13,900	9,500	2.66	2.30	8.6	56CV(A,X)135-22			
	CNPV*4821A**	18.0	18,600	13.4	800	665	16,600	2.58	3.02	13,900	9,500	2.66	2.30	8.6	56CV(A,X)155-22			
	CNPV*4821A**	17.5	18,600	13.1	800	665	16,600	2.54	3.00	13,900	9,500	2.64	2.30	8.5	58MV(B)080-20			
	CNPV*4821A**	17.5	18,600	13.2	800	665	16,600	2.56	3.00	13,900	9,600	2.64	2.28	8.5	58MV(B)100-20			
	CNPV*4821A**	18.0	18,600	13.3	800	665	16,600	2.56	3.00	13,900	9,500	2.66	2.30	8.5	58MV(B)120-20			
	CNPV*4824A**	18.0	18,600	13.3	800	665	16,600	2.56	3.00	13,900	9,500	2.64	2.30	8.5	56CV(A,X)110-20			
	CNPV*4824A**	18.0	18,600	13.3	800	665	16,600	2.56	3.00	13,900	9,500	2.66	2.30	8.6	56CV(A,X)135-22			
	CNPV*4824A**	18.0	18,600	13.4	800	665	16,600	2.58	3.02	13,900	9,500	2.66	2.30	8.6	56CV(A,X)155-22			
	CNPV*4824A**	17.5	18,600	13.1	800	665	16,600	2.54	3.00	13,900	9,500	2.64	2.30	8.5	58MV(B)080-20			
	CNPV*4824A**	17.5	18,600	13.2	800	665	16,600	2.56	3.00	13,900	9,600	2.64	2.28	8.5	58MV(B)100-20			
	CNPV*4824A**	18.0	18,600	13.3	800	665	16,600	2.56	3.00	13,900	9,500	2.66	2.30	8.5	58MV(B)120-20			
	CNPV*6024A**	18.0	18,600	13.4	800	665	22,400	2.54	2.98	13,900	9,600	2.64	2.34	8.7	56CV(A,X)110-20			
	CNPV*6024A**	18.0	18,600	13.5	800	665	22,400	2.56	3.00	13,900	9,600	2.64	2.36	8.7	56CV(A,X)135-22			
	CNPV*6024A**	18.0	18,600	13.6	800	665	22,400	2.56	3.00	13,700	9,600	2.66	2.36	8.7	56CV(A,X)155-22			
	CNPV*6024A**	18.0	18,600	13.3	800	665	22,800	2.52	2.98	13,900	9,700	2.62	2.34	8.5	58MV(B)080-20			
	CNPV*6024A**	18.0	18,600	13.4	800	665	22,400	2.54	2.98	13,900	9,700	2.64	2.34	8.6	58MV(B)100-20			
	CNPV*6024A**	18.0	18,600	13.4	800	665	22,400	2.54	2.98	13,900	9,700	2.64	2.34	8.6	58MV(B)120-20			
	CSPH*4812A**	18.0	18,600	13.3	800	665	22,800	2.56	3.00	13,900	9,500	2.66	2.30	8.6	56CV(A,X)090-16			
	CSPH*4812A**	18.0	18,600	13.2	800	665	22,800	2.54	3.00	13,900	9,600	2.64	2.30	8.5	56CV(A,X)110-20			
	CSPH*4812A**	18.0	18,600	13.3	800	665	22,800	2.56	3.00	13,900	9,600	2.66	2.30	8.5	56CV(A,X)135-22			
	CSPH*4812A**	18.0	18,600	13.4	800	665	22,800	2.56	3.00	13,900	9,600	2.66	2.30	8.5	56CV(A,X)155-22			
	CSPH*4812A**	18.0	18,600	13.4	800	665	22,800	2.56	3.00	13,900	9,600	2.66	2.30	8.5	56CV(A,X)155-22			
	CSPH*4812A**	17.5	18,600	13.1	800	665	22,800	2.54	2.98	13,900	9,600	2.62	2.30	8.5	58MV(B)080-20			
	CSPH*4812A**	17.5	18,600	13.2	800	665	22,800	2.54	2.98	13,900	9,600	2.64	2.28	8.5	58MV(B)100-20			
CSPH*4812A**	17.5	18,600	13.3	800	665	22,800	2.56	2.98	13,900	9,600	2.66	2.30	8.5	58MV(B)120-20				
CSPH*6012A**	18.0	18,600	13.4	800	665	22,800	2.56	2.98	13,900	9,600	2.66	2.32	8.5	56CV(A,X)090-16				
CSPH*6012A**	18.0	18,600	13.5	800	665	22,800	2.56	2.98	13,900	9,600	2.66	2.32	8.5	56CV(A,X)110-20				
CSPH*6012A**	18.0	18,600	13.5	800	665	22,800	2.56	2.98	13,900	9,600	2.66	2.32	8.5	56CV(A,X)135-22				
CSPH*6012A**	18.0	18,600	13.2	800	665	22,800	2.54	2.96	13,900	9,600	2.64	2.30	8.5	56CV(A,X)155-22				
CSPH*6012A**	18.0	18,600	13.3	800	665	22,800	2.54	2.96	13,900	9,600	2.64	2.30	8.5	58MV(B)080-20				
CSPH*6012A**	18.0	18,600	13.4	800	665	22,800	2.56	2.96	13,900	9,600	2.64	2.30	8.5	58MV(B)100-20				
CSPH*6012A**	18.0	18,600	13.4	800	665	22,800	2.56	2.96	13,900	9,600	2.66	2.30	8.5	58MV(B)120-20				
36-31	*FE4ANB006	18.2	36,000	13.5	1200	925	25,000	4.26	4.36	21,000	13,800	2.92	2.58	9.5				
	FE4AN(B)F003	17.2	36,000	12.6	1200	925	25,000	3.82	4.06	21,000	13,700	2.72	2.46	8.8				
	FE4AN(B)F005	17.8	36,400	13.2	1200	925	25,000	4.08	4.26	21,000	13,800	2.84	2.54	9.2				
	FE4ANF002	16.5	34,400	12.0	1200	925	24,800	3.74	4.00	21,400	13,900	2.64	2.42	8.7				
	FE4ANB004	18.3	36,800	13.5	1200	925	33,000	3.68	4.14	19,600	13,000	2.80	2.42	9.0				
	CAP**3614A**	15.5	34,200	11.7	1200	925	25,000	3.64	3.90	21,600	14,000	2.60	2.38	8.6	56CV(A,X)070-12			
	CAP**3617A**	16.0	34,200	11.8	1200	925	24,800	3.76	3.94	21,000	14,000	2.68	2.38	8.7	56CV(A,X)070-12			
	CAP**3617A**	16.5	34,600	12.3	1200	925	24,800	3.76	4.02	21,200	13,800	2.68	2.42	8.7	56CV(A,X)090-16			
	CAP**3617A**	16.0	34,400	12.1	1200	925	24,800	3.72	3.98	21,200	13,900	2.66	2.40	8.7	58MV(B)060-14			
	CAP**3621A**	16.5	34,800	12.4	1200	925	24,800	3.78	4.02	21,000	13,800	2.70	2.42	9.0	56CV(A,X)110-20			
	CAP**3621A**	16.0	34,400	12.0	1200	925	24,800	3.72	3.98	21,400	13,900	2.64	2.40	8.7	58MV(B)080-14			
	CAP**3621A**	16.0	34,600	12.2	1200	925	24,800	3.74	3.96	21,200	13,900	2.66	2.40	8.7	58MV(B)100-20			
	CAP**3621A**	16.5	34,600	12.3	1200	925	24,800	3.76	4.00	21,200	13,900	2.68	2.42	8.7	58MV(B)100-20			
	CAP**4221A**	16.5	34,800	12.4	1200	925	24,800	3.92	4.08	20,800	13,800	2.78	2.46	9.0	56CV(A,X)090-16			
	CAP**4221A**	16.5	35,000	12.5	1200	925	24,800	3.84	4.06	21,200	13,900	2.72	2.44	9.0	56CV(A,X)110-20			
	CAP**4221A**	16.5	34,800	12.1	1200	925	25,000	3.76	4.02	21,400	13,900	2.66	2.42	9.0	58MV(B)080-14			
	CAP**4221A**	16.5	34,800	12.2	1200	925	25,000	3.78	4.02	21,200	14,000	2.68	2.42	9.0	58MV(B)080-20			
	CAP**4221A**	16.5	35,000	12.4	1200	925	24,800	3.82	4.04	21,200	13,900	2.70	2.44	9.0	58MV(B)100-20			

See notes on page 17

COMBINATION RATINGS CONTINUED

Unit Size - Voltage, Series	Indoor Model	Cooling Capacity		Cooling				ARI Standard Ratings												Furnace Model
		High	Low	SEER	EER	ID CFM		High Temp				Low Temp				HSPF				
						High	Low	Capacity		COP		Capacity		COP						
		High	Low	High	Low	High	Low	High	Low	High	Low	High	Low	High	Low	High	Low			
	CAP**4224A**	35,200	25,000	17.0	12.8	1200	925	24,800	3.90	4.10	21,000	13,800	2.76	2.46	9.0	56CV(A,X)135-22				
	CAP**4224A**	35,200	25,000	17.0	12.8	1200	925	24,800	3.90	4.12	21,000	13,800	2.78	2.48	9.0	56CV(A,X)155-22				
	CAP**4224A**	34,800	24,800	16.5	12.2	1200	925	24,800	3.78	4.02	21,400	14,000	2.68	2.42	9.0	58MV(B)040-14				
	CAP**4224A**	35,000	24,800	16.5	12.5	1200	925	24,800	3.84	4.06	21,200	13,900	2.74	2.44	9.0	58MV(B)120-20				
	CAP**4817A**	35,600	25,200	17.0	12.3	1200	925	25,000	3.94	4.12	21,600	14,200	2.72	2.46	9.0	56CV(A,X)070-12				
	CAP**4817A**	35,800	25,400	17.0	12.7	1200	925	25,000	4.04	4.20	21,400	14,000	2.78	2.50	9.2	56CV(A,X)090-16				
	CAP**4817A**	35,800	25,400	17.0	12.6	1200	925	25,000	4.02	4.18	21,400	14,000	2.78	2.48	9.0	56CV(A,X)110-20				
	CAP**4817A**	35,800	25,400	16.5	12.5	1200	925	25,200	4.00	4.16	21,400	14,100	2.76	2.48	9.0	58MV(B)060-14				
	CAP**4817A**	35,600	25,200	16.5	12.3	1200	925	25,200	3.94	4.14	21,600	14,100	2.72	2.46	9.0	58MV(B)080-14				
	CAP**4817A**	35,800	25,200	16.5	12.4	1200	925	25,200	3.98	4.14	21,600	14,100	2.74	2.46	9.0	58MV(B)080-20				
	CAP**4817A**	35,800	25,400	16.5	12.5	1200	925	25,200	4.00	4.16	21,400	14,100	2.76	2.48	9.0	58MV(B)100-20				
	CAP**4821A**	35,600	25,200	17.0	12.7	1200	925	25,000	3.98	4.18	21,200	13,900	2.78	2.48	9.1	56CV(A,X)090-16				
	CAP**4821A**	35,600	25,200	17.0	12.7	1200	925	25,000	3.98	4.16	21,200	13,900	2.78	2.48	9.1	56CV(A,X)110-20				
	CAP**4821A**	35,800	25,200	17.0	12.9	1200	925	25,000	4.04	4.20	21,200	13,900	2.82	2.50	9.2	56CV(A,X)135-22				
	CAP**4821A**	35,800	25,400	17.5	13.0	1200	925	25,000	4.04	4.22	21,000	13,800	2.82	2.50	9.2	56CV(A,X)155-22				
	CAP**4821A**	35,400	25,200	16.5	12.4	1200	925	25,000	3.92	4.10	21,400	14,000	2.72	2.46	9.0	58MV(B)040-14				
	CAP**4821A**	35,600	25,200	16.5	12.5	1200	925	25,000	3.94	4.14	21,400	14,000	2.76	2.48	9.0	58MV(B)060-14				
	CAP**4821A**	35,400	25,200	16.5	12.3	1200	925	25,000	3.90	4.12	21,400	14,000	2.72	2.46	9.0	58MV(B)080-14				
	CAP**4821A**	35,400	25,200	16.5	12.4	1200	925	25,000	3.92	4.10	21,400	14,000	2.74	2.46	9.0	58MV(B)080-20				
	CAP**4821A**	35,600	25,200	17.0	12.6	1200	925	25,000	3.96	4.14	21,400	14,000	2.76	2.48	9.1	58MV(B)100-20				
	CAP**4821A**	35,600	25,200	17.0	12.7	1200	925	25,000	3.98	4.16	21,200	14,000	2.78	2.48	9.1	58MV(B)120-20				
	CAP**4824A**	35,600	25,200	17.0	12.7	1200	925	25,000	3.98	4.16	21,200	13,900	2.78	2.48	9.1	56CV(A,X)110-20				
	CAP**4824A**	35,800	25,200	17.0	12.9	1200	925	25,000	4.04	4.18	21,200	13,900	2.82	2.50	9.2	56CV(A,X)135-22				
	CAP**4824A**	35,800	25,200	17.0	13.0	1200	925	25,000	4.04	4.20	21,000	13,900	2.82	2.50	9.2	56CV(A,X)155-22				
	CAP**4824A**	35,400	25,200	16.5	12.4	1200	925	25,000	3.92	4.10	21,400	14,100	2.72	2.46	9.0	58MV(B)040-14				
	CAP**4824A**	35,400	25,200	16.5	12.3	1200	925	25,000	3.90	4.12	21,400	14,000	2.72	2.46	9.0	58MV(B)060-14				
	CAP**4824A**	35,400	25,200	16.5	12.5	1200	925	25,000	3.94	4.10	21,400	14,000	2.74	2.46	9.0	58MV(B)080-20				
	CAP**4824A**	35,600	25,200	16.5	12.6	1200	925	25,000	3.96	4.14	21,400	14,000	2.76	2.46	9.0	58MV(B)100-20				
	CAP**4824A**	35,600	25,200	17.0	12.7	1200	925	25,000	3.98	4.14	21,200	14,000	2.78	2.48	9.1	58MV(B)120-20				
	CAP**3617A**	34,200	24,600	15.5	11.8	1200	925	24,800	3.64	3.90	21,400	14,000	2.60	2.38	8.5	56CV(A,X)070-12				
	CAP**3617A**	34,600	24,600	16.5	12.2	1200	925	24,800	3.72	3.98	21,200	13,900	2.66	2.40	8.7	56CV(A,X)090-16				
	CAP**3617A**	34,400	24,600	16.0	12.1	1200	925	24,800	3.70	3.96	21,200	13,900	2.64	2.40	8.6	56CV(A,X)110-20				
	CAP**3617A**	34,600	24,600	16.5	12.3	1200	925	24,800	3.74	3.98	21,000	13,900	2.68	2.42	8.7	56CV(A,X)135-22				
	CAP**3617A**	34,600	24,600	16.5	12.4	1200	925	24,600	3.76	4.00	21,000	13,800	2.70	2.42	8.7	56CV(A,X)155-22				
	CAP**3617A**	34,400	24,600	16.0	11.8	1200	925	24,800	3.66	3.92	21,400	14,000	2.60	2.38	8.6	58MV(B)040-14				
	CAP**3617A**	34,400	24,600	16.0	12.0	1200	925	24,800	3.68	3.94	21,200	13,900	2.64	2.38	8.6	58MV(B)060-14				
	CAP**3617A**	34,200	24,600	16.0	11.8	1200	925	24,800	3.64	3.92	21,400	14,000	2.60	2.38	8.6	58MV(B)080-14				
	CAP**3617A**	34,400	24,600	16.0	11.9	1200	925	24,800	3.66	3.92	21,400	14,000	2.62	2.38	8.6	58MV(B)080-20				
	CAP**3617A**	34,600	24,600	16.0	12.0	1200	925	24,800	3.68	3.94	21,400	14,000	2.64	2.40	8.6	58MV(B)100-20				
	CAP**3617A**	34,600	24,600	16.0	12.2	1200	925	24,800	3.72	3.96	21,200	13,900	2.66	2.40	8.7	58MV(B)120-20				
	CAP**4221A**	35,000	24,800	16.5	12.3	1200	925	24,800	3.82	4.04	21,200	13,900	2.70	2.44	9.0	56CV(A,X)070-12				
	CAP**4221A**	35,200	25,000	17.0	12.7	1200	925	24,800	3.90	4.14	21,000	13,800	2.76	2.48	9.1	56CV(A,X)090-16				
	CAP**4221A**	35,200	25,000	17.0	12.9	1200	925	24,600	3.92	4.16	21,000	13,700	2.78	2.50	9.0	56CV(A,X)110-20				
	CAP**4221A**	35,400	25,000	17.5	13.0	1200	925	24,600	3.96	4.18	20,800	13,700	2.80	2.50	9.1	56CV(A,X)135-22				
	CAP**4221A**	35,400	25,000	17.5	13.1	1200	925	24,600	3.96	4.16	20,800	13,700	2.82	2.50	9.1	56CV(A,X)155-22				
	CAP**4221A**	35,000	25,000	16.5	12.5	1200	925	24,800	3.84	4.08	21,200	13,900	2.72	2.46	9.0	58MV(B)040-14				
	CAP**4221A**	35,200	25,000	17.0	12.6	1200	925	24,800	3.86	4.10	21,000	13,800	2.74	2.46	9.0	58MV(B)060-14				
	CAP**4221A**	35,000	25,000	17.0	12.4	1200	925	24,800	3.82	4.10	21,200	13,800	2.72	2.46	9.0	58MV(B)080-14				
	CAP**4221A**	35,000	25,000	16.5	12.5	1200	925	24,800	3.84	4.06	21,200	13,900	2.72	2.44	9.0	58MV(B)080-20				
	CAP**4221A**	35,200	25,000	17.0	12.7	1200	925	24,800	3.90	4.10	21,000	13,800	2.76	2.46	9.0	58MV(B)100-20				



COMBINATION RATINGS CONTINUED

Unit Size - Voltage, Series	Indoor Model	Cooling Capacity		Cooling			ARI Standard Ratings										Furnace Model	
		High	Low	SEER	EER	ID CFM	High Temp		COP		Capacity		Low Temp		COP			HSPF
							High	Low	High	Low	High	Low	High	Low	High	Low		
		High	Low	High	Low	High	Low	High	Low	High	Low	High	Low	High	Low	High		Low
	CNPH*4221A**	35,200	25,000	17.0	12.8	1200	925	24,800	3.90	4.10	21,000	13,800	2.78	2.46	9.0	58MB120-20		
	CNPH*4821A**	35,400	25,200	16.5	12.3	1200	925	25,200	3.90	4.10	21,400	14,100	2.72	2.44	9.0	58CV(A,X)090-12		
	CNPH*4821A**	35,600	25,200	17.0	12.7	1200	925	25,000	3.98	4.18	21,200	13,900	2.78	2.50	9.2	58CV(A,X)090-16		
	CNPH*4821A**	35,800	25,200	17.0	12.8	1200	925	25,000	4.00	4.18	21,200	13,900	2.78	2.48	9.0	58CV(A,X)110-20		
	CNPH*4821A**	35,800	25,400	17.0	13.0	1200	925	25,000	4.04	4.20	21,000	13,900	2.82	2.50	9.2	58CV(A,X)135-22		
	CNPH*4821A**	35,800	25,400	17.5	13.0	1200	925	25,000	4.04	4.22	21,000	13,800	2.82	2.52	9.2	58CV(A,X)155-22		
	CNPH*4821A**	35,600	25,200	16.5	12.4	1200	925	25,200	3.92	4.12	21,400	14,000	2.74	2.46	9.0	58MB040-14		
	CNPH*4821A**	35,400	25,200	16.5	12.4	1200	925	25,000	3.90	4.14	21,400	14,000	2.72	2.46	9.1	58MB080-14		
	CNPH*4821A**	35,600	25,200	16.5	12.5	1200	925	25,000	3.94	4.12	21,400	14,000	2.74	2.48	9.0	58MB080-20		
	CNPH*4821A**	35,600	25,200	17.0	12.7	1200	925	25,000	3.96	4.16	21,200	14,000	2.76	2.48	9.1	58MB100-20		
	CNPH*4821A**	35,600	25,200	17.0	12.7	1200	925	25,000	3.98	4.16	21,200	14,000	2.78	2.48	9.1	58MB120-20		
	CNPH*4821A**	35,800	25,400	17.0	13.0	1200	925	25,000	4.00	4.18	21,200	13,900	2.78	2.48	9.2	58CV(A,X)110-20		
	CNPH*4821A**	35,800	25,400	17.0	13.0	1200	925	25,000	4.04	4.20	21,000	13,900	2.82	2.50	9.2	58CV(A,X)135-22		
	CNPH*4821A**	35,800	25,400	17.5	13.0	1200	925	25,000	4.04	4.22	21,000	13,800	2.82	2.52	9.2	58CV(A,X)155-22		
	CNPH*4821A**	35,600	25,200	16.5	12.4	1200	925	25,000	3.92	4.12	21,400	14,000	2.74	2.46	9.0	58MB040-14		
	CNPH*4821A**	35,400	25,200	16.5	12.4	1200	925	25,000	3.90	4.14	21,400	14,000	2.72	2.46	9.1	58MB080-14		
	CNPH*4821A**	35,600	25,200	16.5	12.5	1200	925	25,000	3.94	4.12	21,400	14,000	2.74	2.48	9.0	58MB080-20		
	CNPH*4821A**	35,600	25,200	17.0	12.7	1200	925	25,000	3.96	4.16	21,200	14,000	2.76	2.48	9.1	58MB100-20		
	CNPH*4821A**	35,600	25,200	17.0	12.7	1200	925	25,000	3.98	4.16	21,200	14,000	2.78	2.48	9.1	58MB120-20		
	CNPH*4824A**	35,800	25,400	17.0	12.8	1200	925	25,000	4.00	4.18	21,200	13,900	2.78	2.48	9.2	58CV(A,X)090-16		
	CNPH*4824A**	35,800	25,400	17.0	13.0	1200	925	25,000	4.04	4.20	21,000	13,900	2.82	2.50	9.2	58CV(A,X)135-22		
	CNPH*4824A**	35,800	25,400	17.5	13.0	1200	925	25,000	4.04	4.22	21,000	13,800	2.82	2.52	9.2	58CV(A,X)155-22		
	CNPH*4824A**	35,600	25,200	16.5	12.4	1200	925	25,000	3.92	4.12	21,400	14,000	2.74	2.46	9.0	58MB040-14		
	CNPH*4824A**	35,400	25,200	16.5	12.4	1200	925	25,000	3.90	4.14	21,400	14,000	2.72	2.46	9.1	58MB080-14		
	CNPH*4824A**	35,600	25,200	16.5	12.5	1200	925	25,000	3.94	4.12	21,400	14,000	2.74	2.48	9.0	58MB080-20		
	CNPH*4824A**	35,600	25,200	17.0	12.7	1200	925	25,000	3.96	4.16	21,200	14,000	2.76	2.48	9.1	58MB100-20		
	CNPH*4824A**	35,600	25,200	17.0	12.7	1200	925	25,000	3.98	4.16	21,200	14,000	2.78	2.48	9.1	58MB120-20		
	CNPH*4824A**	35,800	25,400	17.0	13.0	1200	925	25,000	4.00	4.18	21,200	13,900	2.78	2.48	9.2	58CV(A,X)110-20		
	CNPH*4824A**	35,800	25,400	17.0	13.0	1200	925	25,000	4.04	4.20	21,000	13,900	2.82	2.50	9.2	58CV(A,X)135-22		
	CNPH*4824A**	35,800	25,400	17.5	13.0	1200	925	25,000	4.04	4.22	21,000	13,800	2.82	2.52	9.2	58CV(A,X)155-22		
	CNPH*4824A**	35,600	25,200	16.5	12.4	1200	925	25,000	3.92	4.12	21,400	14,000	2.74	2.46	9.0	58MB040-14		
	CNPH*4824A**	35,400	25,200	16.5	12.4	1200	925	25,000	3.90	4.14	21,400	14,000	2.72	2.46	9.1	58MB080-14		
	CNPH*4824A**	35,600	25,200	16.5	12.5	1200	925	25,000	3.94	4.12	21,400	14,000	2.74	2.48	9.0	58MB080-20		
	CNPH*4824A**	35,600	25,200	17.0	12.7	1200	925	25,000	3.96	4.16	21,200	14,000	2.76	2.48	9.1	58MB100-20		
	CNPH*4824A**	35,600	25,200	17.0	12.7	1200	925	25,000	3.98	4.16	21,200	14,000	2.78	2.48	9.1	58MB120-20		
	CNPH*4824A**	35,800	25,400	17.0	12.8	1200	925	25,000	4.00	4.18	21,200	13,900	2.78	2.48	9.2	58CV(A,X)090-16		
	CNPH*4824A**	35,800	25,400	17.0	13.0	1200	925	25,000	4.04	4.20	21,000	13,900	2.82	2.50	9.2	58CV(A,X)135-22		
	CNPH*4824A**	35,800	25,400	17.5	13.0	1200	925	25,000	4.04	4.22	21,000	13,800	2.82	2.52	9.2	58CV(A,X)155-22		
	CNPH*4824A**	35,600	25,200	16.5	12.4	1200	925	25,000	3.92	4.12	21,400	14,000	2.74	2.46	9.0	58MB040-14		
	CNPH*4824A**	35,400	25,200	16.5	12.4	1200	925	25,000	3.90	4.14	21,400	14,000	2.72	2.46	9.1	58MB080-14		
	CNPH*4824A**	35,600	25,200	16.5	12.5	1200	925	25,000	3.94	4.12	21,400	14,000	2.74	2.48	9.0	58MB080-20		
	CNPH*4824A**	35,600	25,200	17.0	12.7	1200	925	25,000	3.96	4.16	21,200	14,000	2.76	2.48	9.1	58MB100-20		
	CNPH*4824A**	35,600	25,200	17.0	12.7	1200	925	25,000	3.98	4.16	21,200	14,000	2.78	2.48	9.1	58MB120-20		
	CNPH*3612A**	35,200	25,000	16.0	12.2	1200	925	25,000	3.84	4.02	21,600	14,100	2.68	2.42	9.0	58CV(A,X)070-12		
	CNPH*3612A**	35,400	25,200	16.5	12.2	1200	925	25,000	3.84	4.04	21,600	14,100	2.70	2.42	9.1	58CV(A,X)155-22		
	CNPH*3612A**	35,400	25,200	16.5	12.4	1200	925	25,000	3.88	4.08	21,400	14,000	2.72	2.44	9.0	58MB040-14		
	CNPH*3612A**	35,200	25,000	16.5	12.2	1200	925	25,000	3.84	4.06	21,600	14,100	2.68	2.44	9.0	58MB080-14		

COMBINATION RATINGS CONTINUED

Unit Size - Voltage, Series	Indoor Model	ARI Standard Ratings										Furnace Model				
		Cooling Capacity					Heating									
		SEER		EER		ID CFM		High Temp		Low Temp			HSPF			
		High	Low	High	Low	High	Low	High	Low	High	Low					
36-31	CSPH*3612A**	35,400	25,000	16.5	12.3	1200	925	36,000	25,000	3.86	4.04	21,400	14,100	2.70	2.44	58MBV080-20
	CSPH*3612A**	35,400	25,200	16.5	12.4	1200	925	36,000	25,000	3.88	4.08	21,400	14,000	2.72	2.44	58MBV100-20
	CSPH*3612A**	35,600	25,200	16.5	12.5	1200	925	36,000	25,000	3.92	4.10	21,200	14,000	2.74	2.46	58MBV120-20
	CSPH*4212A**	35,600	25,200	16.5	12.3	1200	925	36,000	25,200	3.88	4.06	21,600	14,100	2.70	2.44	58CV(A,X)070-12
	CSPH*4212A**	35,800	25,400	17.0	12.7	1200	925	36,000	25,000	3.98	4.16	21,200	14,000	2.78	2.48	58CV(A,X)090-16
	CSPH*4212A**	35,800	25,200	17.0	12.7	1200	925	36,000	25,000	3.98	4.14	21,400	14,000	2.76	2.48	58CV(A,X)110-20
	CSPH*4212A**	36,000	25,400	17.0	12.9	1200	925	36,000	25,000	4.02	4.18	21,200	13,900	2.80	2.48	58CV(A,X)135-22
	CSPH*4212A**	35,600	25,200	16.5	12.3	1200	925	36,000	25,200	3.90	4.08	21,600	14,100	2.72	2.44	58MBV040-14
	CSPH*4212A**	35,600	25,200	16.5	12.5	1200	925	36,000	25,000	3.94	4.12	21,400	14,000	2.74	2.46	58MBV060-14
	CSPH*4212A**	35,600	25,200	16.5	12.3	1200	925	36,000	25,200	3.90	4.10	21,600	14,100	2.72	2.44	58MBV080-14
	CSPH*4212A**	35,600	25,200	16.5	12.4	1200	925	36,000	25,200	3.92	4.10	21,400	14,100	2.74	2.44	58MBV100-20
	CSPH*4212A**	35,600	25,200	16.5	12.6	1200	925	36,000	25,000	3.94	4.12	21,400	14,000	2.76	2.46	58MBV120-20
	CSPH*4812A**	35,600	25,200	16.5	12.3	1200	925	36,000	25,200	3.98	4.14	21,400	14,000	2.78	2.46	58CV(A,X)070-12
	CSPH*4812A**	36,000	25,400	17.0	12.7	1200	925	36,000	25,000	4.00	4.18	21,400	14,000	2.78	2.50	58CV(A,X)090-16
	CSPH*4812A**	36,000	25,400	17.0	12.9	1200	925	36,000	25,000	4.00	4.16	21,200	13,900	2.82	2.50	58CV(A,X)110-20
	CSPH*4812A**	36,000	25,400	17.0	12.7	1200	925	36,000	25,000	4.06	4.20	21,200	13,900	2.82	2.50	58CV(A,X)135-22
	CSPH*4812A**	35,800	25,200	16.5	12.4	1200	925	36,000	25,200	3.94	4.12	21,600	14,100	2.74	2.46	58CV(A,X)155-22
	CSPH*4812A**	35,800	25,400	17.0	12.6	1200	925	36,000	25,200	3.98	4.14	21,400	14,000	2.76	2.48	58MBV040-14
	CSPH*4812A**	35,800	25,400	17.0	12.7	1200	925	36,000	25,000	4.00	4.16	21,400	14,000	2.78	2.48	58MBV060-14
	48-31	*FEANB006	46,500	34,400	16.8	12.6	1400	1120	48,000	34,200	3.80	4.08	26,800	20,200	2.82	2.66
FEAN(B)005		46,000	34,000	16.4	12.3	1400	1120	48,000	34,200	3.68	3.96	26,800	20,200	2.76	2.62	9.1
CAP**4817A**		45,000	33,600	15.5	11.6	1400	1120	48,000	34,600	3.62	3.92	27,400	20,400	2.68	2.58	8.8
CAP**4821A**		44,500	33,400	15.5	11.5	1400	1120	48,000	34,400	3.62	3.88	26,800	20,200	2.70	2.56	8.7
CAP**4821A**		44,500	33,400	15.5	11.6	1400	1120	48,000	34,400	3.58	3.88	27,200	20,200	2.68	2.56	8.7
CAP**4821A**		44,500	33,200	15.0	11.4	1400	1120	48,000	34,400	3.56	3.82	27,200	20,400	2.66	2.54	8.6
CAP**4824A**		45,000	33,400	15.5	11.5	1400	1120	48,000	34,200	3.64	3.92	27,000	20,200	2.72	2.58	8.8
CAP**4824A**		45,000	33,400	16.0	12.0	1400	1120	48,000	34,200	3.66	3.92	26,800	20,200	2.74	2.60	8.8
CAP**4824A**		44,500	33,400	15.5	11.6	1400	1120	48,000	34,400	3.58	3.88	27,200	20,200	2.68	2.56	8.7
CAP**6021A**		45,500	34,000	16.0	11.9	1400	1120	48,000	34,400	3.66	3.94	26,800	20,400	2.76	2.60	8.9
CAP**6021A**		46,000	34,000	16.0	12.0	1400	1120	48,000	34,400	3.64	3.96	27,200	20,200	2.74	2.60	8.9
CAP**6021A**		46,000	34,000	15.5	11.8	1400	1120	48,000	34,600	3.58	3.90	27,400	20,400	2.70	2.56	8.8
CAP**6021A**		46,000	34,000	15.5	11.9	1400	1120	49,000	34,400	3.60	3.94	27,200	20,400	2.70	2.60	8.8
CAP**6024A**		46,000	34,200	16.0	12.1	1400	1120	48,000	34,400	3.64	3.98	27,000	20,200	2.74	2.62	8.9
CAP**6024A**		46,000	34,200	16.0	12.2	1400	1120	48,000	34,400	3.66	3.98	27,000	20,200	2.76	2.62	8.9
CAP**6024A**		46,000	34,000	15.5	11.9	1400	1120	48,000	34,400	3.60	3.94	27,200	20,400	2.70	2.58	8.8
CNPH*4821A**		45,000	33,400	15.5	11.7	1400	1120	48,000	34,400	3.58	3.88	27,000	20,200	2.68	2.56	8.7
CNPH*4821A**		45,000	33,600	16.0	11.9	1400	1120	48,000	34,200	3.62	3.92	27,000	20,200	2.72	2.60	8.8
CNPH*4821A**		44,500	33,600	16.0	12.0	1400	1120	48,000	34,200	3.62	3.94	26,800	20,200	2.74	2.60	8.8
CNPH*4821A**		44,500	33,200	15.0	11.5	1400	1120	48,000	34,400	3.54	3.84	27,200	20,400	2.66	2.54	8.6
CNPH*4821A**	44,500	33,400	15.5	11.6	1400	1120	48,000	34,400	3.56	3.86	27,200	20,400	2.66	2.56	8.7	
CNPH*4821A**	45,000	33,400	15.5	11.6	1400	1120	48,000	34,400	3.56	3.88	27,200	20,200	2.68	2.56	8.7	

See notes on page 17



COMBINATION RATINGS CONTINUED

Unit Size - Voltage, Series	Indoor Model	Cooling Capacity		Cooling				Heating								Furnace Model			
		High	Low	SEER	EER		ID CFM		High Temp		COP		Capacity		Low Temp		COP	HSPF	
					High	Low	High	Low	High	Low	High	Low	High	Low	High				Low
		High	Low	High	Low	High	Low	High	Low	High	Low	High	Low	High	Low		High	Low	
48-31	CNPH*6024A**	45,500	34,000	16.0	11.9	1400	1120	34,400	3.62	3.94	27,200	20,400	2.72	2.60	8.8	58CV(A,X)090-16			
	CNPH*6024A**	46,000	34,000	16.0	12.0	1400	1120	48,000	3.64	3.94	27,200	20,200	2.72	2.60	8.8	58CV(A,X)110-20			
	CNPH*6024A**	46,000	34,000	16.0	12.1	1400	1120	48,000	3.66	3.98	27,000	20,200	2.74	2.62	8.9	58CV(A,X)135-22			
	CNPH*6024A**	46,000	34,000	16.0	12.2	1400	1120	48,000	3.68	3.98	27,000	20,200	2.76	2.62	8.9	58CV(A,X)155-22			
	CNPH*6024A**	45,500	33,800	15.5	11.7	1400	1120	48,000	3.58	3.88	27,200	20,400	2.68	2.56	8.7	58MV(B)080-20			
	CNPH*6024A**	45,500	34,000	15.5	11.8	1400	1120	48,000	3.60	3.92	27,200	20,400	2.70	2.58	8.8	58MV(B)100-20			
	CNPH*6024A**	44,500	33,400	15.5	11.6	1400	1120	48,000	3.62	3.94	27,200	20,200	2.72	2.56	8.7	58CV(A,X)090-16			
	CNPH*4821A**	45,000	33,400	15.5	11.7	1400	1120	48,000	3.58	3.88	27,000	20,200	2.68	2.56	8.7	58CV(A,X)110-20			
	CNPH*4821A**	44,500	33,200	15.0	11.5	1400	1120	48,000	3.54	3.84	27,200	20,400	2.66	2.54	8.6	58MV(B)080-20			
	CNPH*4821A**	44,500	33,400	15.5	11.6	1400	1120	48,000	3.56	3.86	27,200	20,400	2.66	2.56	8.7	58MV(B)100-20			
	CNPH*4824A**	45,000	33,600	16.0	11.9	1400	1120	48,000	3.60	3.92	27,000	20,200	2.72	2.60	8.8	58CV(A,X)135-22			
	CNPH*4824A**	45,000	33,800	16.0	12.0	1400	1120	48,000	3.62	3.94	26,800	20,200	2.74	2.60	8.8	58CV(A,X)155-22			
	CNPH*4824A**	45,000	33,400	15.5	11.6	1400	1120	48,000	3.56	3.86	27,200	20,200	2.68	2.56	8.7	58MV(B)120-20			
	CNPH*6024A**	46,000	34,000	16.0	12.1	1400	1120	48,000	3.66	3.98	27,000	20,200	2.74	2.62	8.9	58CV(A,X)135-22			
	CNPH*6024A**	46,000	34,000	16.0	12.2	1400	1120	48,000	3.68	3.98	27,000	20,200	2.76	2.62	8.9	58CV(A,X)155-22			
	CNPH*6024A**	45,500	34,000	16.0	11.9	1400	1120	48,000	3.62	3.94	27,200	20,400	2.70	2.60	8.8	58MV(B)120-20			
	CSPH*4812A**	45,000	33,600	15.5	11.6	1400	1120	48,000	3.60	3.90	27,200	20,400	2.68	2.58	8.7	58CV(A,X)090-16			
	CSPH*4812A**	45,000	33,600	15.5	11.7	1400	1120	48,000	3.60	3.90	27,200	20,400	2.70	2.58	8.7	58CV(A,X)110-20			
	CSPH*4812A**	45,500	33,800	15.5	11.9	1400	1120	48,000	3.64	3.94	27,000	20,200	2.72	2.60	8.8	58CV(A,X)135-22			
	CSPH*4812A**	45,500	33,800	16.0	12.0	1400	1120	48,000	3.66	3.94	27,000	20,200	2.74	2.60	8.8	58CV(A,X)155-22			
CSPH*4812A**	45,000	33,600	15.0	11.5	1400	1120	48,000	3.56	3.86	27,400	20,600	2.66	2.54	8.7	58MV(B)080-20				
CSPH*4812A**	45,000	33,600	15.5	11.6	1400	1120	48,000	3.58	3.88	27,400	20,400	2.68	2.56	8.7	58MV(B)100-20				
CSPH*4812A**	45,000	33,600	15.5	11.6	1400	1120	48,000	3.60	3.90	27,200	20,400	2.68	2.56	8.7	58MV(B)120-20				
CSPH*6012A**	46,000	34,200	16.0	12.0	1400	1120	48,000	3.66	3.96	27,200	20,400	2.72	2.60	9.0	58CV(A,X)090-16				
CSPH*6012A**	46,000	34,200	16.0	12.0	1400	1120	48,000	3.68	3.96	27,200	20,400	2.74	2.60	9.0	58CV(A,X)110-20				
CSPH*6012A**	46,000	34,200	16.0	12.2	1400	1120	48,000	3.72	4.00	27,000	20,200	2.76	2.62	8.9	58CV(A,X)135-22				
CSPH*6012A**	46,500	34,200	16.0	12.3	1400	1120	48,000	3.74	4.00	27,000	20,200	2.78	2.64	9.1	58CV(A,X)155-22				
CSPH*6012A**	46,000	34,000	15.5	11.8	1400	1120	48,000	3.64	3.94	27,400	20,400	2.70	2.58	8.8	58MV(B)080-20				
CSPH*6012A**	46,000	34,000	16.0	11.9	1400	1120	48,000	3.66	3.94	27,200	20,400	2.72	2.60	9.0	58MV(B)100-20				
CSPH*6012A**	46,000	34,000	16.0	11.9	1400	1120	48,000	3.66	3.96	27,200	20,400	2.72	2.60	9.0	58MV(B)120-20				
60-32	*FE4ANB006	57,500	42,000	15.5	11.6	1750	1400	59,000	3.60	3.86	36,400	25,800	2.74	2.52	9.1				
	CAP**6021A**	56,500	41,400	14.5	11.0	1750	1400	59,500	3.44	3.72	37,000	26,000	2.64	2.46	8.8	58CV(A,X)110-20			
	CAP**6021A**	56,000	41,000	14.0	10.5	1750	1400	60,000	3.36	3.66	37,600	26,200	2.56	2.42	8.7	58MV(B)080-20			
	CAP**6021A**	56,000	41,000	14.4	10.7	1750	1400	60,000	3.38	3.68	37,400	26,200	2.60	2.42	8.7	58MV(B)100-20			
	CAP**6024A**	56,500	41,400	14.5	11.2	1750	1400	59,500	3.46	3.74	36,800	26,000	2.66	2.46	8.9	58CV(A,X)135-22			
	CAP**6024A**	56,500	41,400	15.0	11.3	1750	1400	59,000	3.48	3.76	36,800	25,800	2.68	2.48	8.9	58CV(A,X)155-22			
	CAP**6024A**	56,000	41,000	14.4	10.8	1750	1400	60,000	3.40	3.68	37,200	26,200	2.60	2.42	8.7	58MV(B)120-20			
	CNPH*6024A**	56,000	41,000	14.5	11.0	1750	1400	60,000	3.44	3.70	36,800	26,000	2.62	2.44	8.8	58CV(A,X)110-20			
	CNPH*6024A**	56,500	41,400	14.5	11.2	1750	1400	60,000	3.48	3.72	36,800	26,000	2.66	2.46	8.8	58CV(A,X)135-22			
	CNPH*6024A**	56,500	41,400	15.0	11.3	1750	1400	60,000	3.50	3.74	36,800	25,800	2.68	2.48	8.9	58CV(A,X)155-22			
	CNPH*6024A**	55,500	41,000	14.0	10.5	1750	1400	61,000	3.36	3.64	37,400	26,200	2.56	2.40	8.6	58MV(B)080-20			
	CNPH*6024A**	56,000	41,000	14.4	10.7	1750	1400	60,000	3.38	3.66	37,200	26,200	2.58	2.42	8.7	58MV(B)100-20			
	CNPH*6024A**	56,000	41,000	14.5	10.8	1750	1400	60,000	3.42	3.66	37,000	26,200	2.60	2.42	8.7	58MV(B)120-20			
	CNPH*6024A**	56,500	41,400	14.5	11.2	1750	1400	60,000	3.48	3.72	36,600	26,000	2.66	2.46	8.8	58CV(A,X)135-22			
	CNPH*6024A**	56,500	41,400	15.0	11.3	1750	1400	60,000	3.50	3.74	36,600	25,800	2.68	2.48	8.9	58CV(A,X)155-22			
	CNPH*6024A**	56,000	41,000	14.5	10.8	1750	1400	60,000	3.42	3.66	37,000	26,200	2.60	2.42	8.7	58MV(B)120-20			
	CNPH*6024A**	56,000	41,000	15.0	11.3	1750	1400	60,000	3.50	3.74	36,600	25,800	2.68	2.48	8.9	58CV(A,X)135-22			
	CNPH*6024A**	56,000	41,000	14.5	10.8	1750	1400	60,000	3.42	3.66	37,000	26,200	2.60	2.42	8.7	58MV(B)120-20			
	CNPH*6012A**	56,500	41,400	14.5	11.1	1750	1400	60,000	3.50	3.74	37,000	26,000	2.66	2.46	8.9	58CV(A,X)110-20			
	CNPH*6012A**	57,000	41,400	15.0	11.3	1750	1400	60,000	3.54	3.78	36,800	26,000	2.70	2.48	8.9	58CV(A,X)135-22			

COMBINATION RATINGS CONTINUED

Unit Size – Voltage, Series	Indoor Model	Cooling Capacity		Cooling				ARI Standard Ratings								Furnace Model	
		High	Low	SEER	EER	ID CFM		High Temp		Low Temp		High Temp		Low Temp			HSPF
						High	Low	Capacity	COP	Capacity	COP	Capacity	COP	High	Low		
		High	Low	High	Low	High	Low	High	Low	High	Low	High	Low	High	Low		
60-32	CSPH*6012A**	57,000	41,400	15.0	11.4	1750	1400	60,000	43,000	3.56	3.80	36,600	25,800	2.70	2.50	9.0	58CV(A,X)155-22
	CSPH*6012A**	56,000	41,400	14.0	10.6	1750	1400	60,000	43,500	3.42	3.68	37,600	26,400	2.58	2.42	8.7	58MV(B)080-20
	CSPH*6012A**	56,500	41,400	14.4	10.8	1750	1400	60,000	43,000	3.46	3.70	37,400	26,200	2.62	2.44	8.8	58MV(B)100-20
	CSPH*6012A**	56,500	41,400	14.5	10.9	1750	1400	60,000	43,000	3.48	3.72	37,200	26,200	2.64	2.44	8.8	58MV(B)120-20

* Tested combination.

† Ratings are net values reflecting the effects of circulating fan heat. Supplemental electric heat is not included. Ratings are based on:

Cooling Standard: 80°F (27°C) db indoor entering air temperature and 95°F (35°C) db air entering outdoor unit.
High-Temp Heating Standard: 70°F (21°C) db indoor entering air temperature and 47°F (8°C) db 43°F (6°C) wb air entering outdoor unit.
Low-Temp Heating Standard: 70°F (21°C) db indoor entering air temperature and 17°F (±9°C) db 15°F (±10°C) wb air entering outdoor unit.

SEER — Seasonal Energy Efficiency Ratio

COP — Coefficient of Performance

TDR — Time-Delay Relay

HSPF — Heating Seasonal Performance Factor

EER — Energy Efficiency Ratio

DETAILED COOLING CAPACITIES#

EVAPORATOR AIR		CONDENSER ENTERING AIR TEMPERATURES °F (°C)																	
		75 (23.9)			85 (29.4)			95 (35)			105 (40.6)			115 (46.1)			125 (51.7)		
		CFM	EWB °F (°C)	Capacity MBtuh		Total System KW**	Capacity MBtuh		Total System KW**	Capacity MBtuh		Total System KW**	Capacity MBtuh		Total System KW**	Capacity MBtuh		Total System KW**	
Total	Sens†			Total	Sens†		Total	Sens†		Total	Sens†		Total	Sens†		Total	Sens†		
25HNA924A31 Outdoor Section With FE5ANB004 Indoor Section – High Stage																			
700	72 (22.2)	30.67	15.94	1.40	29.68	15.62	1.63	28.56	15.26	1.88	27.30	14.86	2.17	25.85	14.39	2.50	24.23	13.87	2.88
	67 (19.4)	27.79	19.52	1.38	26.86	18.25	1.60	25.82	18.93	1.85	24.65	18.57	2.14	23.33	17.16	2.46	21.80	17.87	2.84
	63 (17.2)††	25.74	18.85	1.36	24.87	18.56	1.58	23.89	18.24	1.83	22.79	17.86	2.11	21.54	17.43	2.44	20.10	16.92	2.82
750	72 (22.2)	31.07	16.37	1.41	30.05	16.06	1.64	28.90	15.70	1.89	27.60	15.29	2.18	26.14	14.84	2.51	24.46	14.31	2.89
	67 (19.4)	28.16	20.21	1.39	27.01	19.94	1.61	26.13	19.63	1.86	24.93	19.27	2.15	23.57	18.85	2.48	22.00	18.37	2.85
	63 (17.2)††	26.09	19.50	1.37	25.19	19.21	1.59	24.18	18.89	1.84	23.05	18.51	2.13	21.77	18.08	2.45	20.29	17.58	2.83
800	72 (22.2)	31.42	16.80	1.42	30.37	16.48	1.65	29.19	16.13	1.90	27.87	15.73	2.19	26.37	15.27	2.52	24.66	14.74	2.90
	67 (19.4)	28.49	20.88	1.40	27.50	20.61	1.62	26.40	20.31	1.87	25.17	19.95	2.16	23.78	19.54	2.49	22.19	19.06	2.87
	63 (17.2)††	26.40	20.13	1.38	25.47	19.85	1.60	24.43	19.53	1.85	23.27	19.16	2.14	21.97	18.73	2.46	20.47	18.23	2.84
EVAPORATOR AIR	62 (16.7)	25.83	24.97	1.38	24.94	24.74	1.60	24.12	24.12	1.85	23.27	24.12	2.14	22.28	22.28	2.47	21.12	21.12	2.85
	57 (13.9)	25.51	25.51	1.37	24.86	24.86	1.60	24.12	24.12	1.85	23.27	23.27	2.14	22.28	22.28	2.47	21.12	21.12	2.85

EVAPORATOR AIR		CONDENSER ENTERING AIR TEMPERATURES °F (°C)																	
		75 (23.9)			85 (29.4)			95 (35)			105 (40.6)			115 (46.1)			125 (51.7)		
		CFM	EWB °F (°C)	Capacity MBtuh		Total System KW**	Capacity MBtuh		Total System KW**	Capacity MBtuh		Total System KW**	Capacity MBtuh		Total System KW**	Capacity MBtuh		Total System KW**	
Total	Sens†			Total	Sens†		Total	Sens†		Total	Sens†		Total	Sens†		Total	Sens†		
25HNA924A31 Outdoor Section With FE5ANB004 Indoor Section – Low Stage																			
600	72 (22.2)	23.46	12.45	0.94	22.23	11.97	1.13	20.93	11.48	1.36	19.55	10.96	1.63	18.08	10.41	1.96	16.50	9.83	2.36
	67 (19.4)	20.99	15.30	0.92	19.85	14.80	1.11	18.65	14.29	1.34	17.38	13.75	1.61	16.02	13.19	1.94	14.57	12.59	2.34
	63 (17.2)††	19.25	14.66	0.90	18.18	14.17	1.10	17.05	13.65	1.32	15.86	13.11	1.60	14.59	12.56	1.92	13.22	11.96	2.32
665	72 (22.2)	23.94	13.01	0.95	22.66	12.52	1.14	21.32	12.02	1.37	19.89	11.49	1.64	18.37	10.83	1.97	16.73	10.34	2.37
	67 (19.4)	21.43	16.18	0.93	20.25	15.66	1.12	19.00	15.14	1.35	17.68	14.59	1.62	16.29	14.01	1.95	14.79	13.40	2.35
	63 (17.2)††	19.65	15.49	0.91	18.54	14.97	1.11	17.38	14.45	1.33	16.14	13.90	1.61	14.84	13.32	1.94	13.42	12.71	2.33
700	72 (22.2)	24.16	13.30	0.95	22.86	12.81	1.14	21.50	12.30	1.37	20.05	11.77	1.65	18.51	11.21	1.98	16.85	10.61	2.37
	67 (19.4)	21.63	16.63	0.93	20.43	16.12	1.13	19.16	15.59	1.35	17.83	15.03	1.63	16.41	14.45	1.96	14.88	13.83	2.35
	63 (17.2)††	19.84	15.91	0.92	18.71	15.40	1.11	17.53	14.87	1.34	16.28	14.31	1.61	14.95	13.73	1.94	13.52	13.11	2.34
EVAPORATOR AIR	62 (16.7)	19.60	19.60	0.92	18.71	18.71	1.11	17.77	17.77	1.34	16.76	16.76	1.62	15.68	15.68	1.95	14.51	14.51	2.35
	57 (13.9)	19.60	19.60	0.92	18.71	18.71	1.11	17.77	17.77	1.34	16.76	16.76	1.62	15.68	15.68	1.95	14.50	14.50	2.35

Cooling Indoor Model	High Speed Cap.	Power	Low Speed Cap.	Power	High Speed Cap.	Cooling Indoor Model	Power	Low Speed Cap.	Power	High Speed Cap.	Cooling Indoor Model	Power	Low Speed Cap.	Power	High Speed Cap.	Cooling Indoor Model	Power	Low Speed Cap.	Power	
																				Furnace Model
*FE5ANB004	1.00	1.00	1.00	1.00	1.00	CAP**4817A**	1.05	0.98	1.03	0.98	56CV(A,X)110-20	1.03	0.98	1.03	0.98	CSPH**6012A**	1.04	0.98	1.03	56CV(A,X)110-20
FE4ANF002	0.96	1.03	0.97	1.02	0.98	CAP**4821A**	1.04	0.98	1.03	0.98	56CV(A,X)110-20	1.03	0.98	1.03	0.98	CAP**4821A**	1.04	0.98	1.03	56CV(A,X)135-22
FE4ANF003	0.97	1.01	0.97	1.01	0.98	CAP**4824A**	1.04	0.98	1.03	0.98	56CV(A,X)110-20	1.03	0.98	1.03	0.98	CAP**4824A**	1.04	0.98	1.03	56CV(A,X)135-22
CAP**4817A**	0.96	1.04	0.98	1.02	0.98	CAP**6021A**	1.04	0.99	1.02	0.99	56CV(A,X)110-20	1.03	0.98	1.03	0.98	CAP**6021A**	1.04	0.99	1.02	56CV(A,X)135-22
CAP**4821A**	0.96	1.04	0.98	1.02	0.98	CAP**6024A**	1.04	0.99	1.03	0.99	56CV(A,X)110-20	1.03	0.98	1.03	0.98	CAP**6024A**	1.04	0.99	1.02	56CV(A,X)135-22
CAP**6021A**	0.99	1.04	0.99	1.02	0.98	CNP**4821A**	1.04	0.98	1.03	0.98	56CV(A,X)110-20	1.03	0.98	1.03	0.98	CNP**4821A**	1.04	0.98	1.02	56CV(A,X)135-22
CNP**4821A**	0.96	1.04	0.98	1.02	0.98	CNP**6024A**	1.04	0.99	1.02	0.99	56CV(A,X)110-20	1.03	0.98	1.03	0.98	CNP**6024A**	1.04	0.99	1.02	56CV(A,X)135-22
CNP**6024A**	0.99	1.04	0.99	1.02	0.98	CNP**4824A**	1.04	0.98	1.03	0.98	56CV(A,X)110-20	1.03	0.98	1.03	0.98	CNP**4824A**	1.04	0.98	1.02	56CV(A,X)135-22
CNP**4824A**	0.96	1.04	0.98	1.02	0.98	CNP**4824A**	1.04	0.98	1.03	0.98	56CV(A,X)110-20	1.03	0.98	1.03	0.98	CNP**4824A**	1.04	0.98	1.02	56CV(A,X)135-22
CSPH**4812A**	0.96	1.04	0.98	1.02	0.98	CNP**6024A**	1.04	0.99	1.02	0.99	56CV(A,X)110-20	1.03	0.98	1.03	0.98	CNP**6024A**	1.04	0.99	1.02	56CV(A,X)135-22
CSPH**6012A**	0.99	1.04	0.99	1.03	0.98	CSPH**4812A**	1.05	0.98	1.03	0.98	56CV(A,X)110-20	1.03	0.98	1.03	0.98	CSPH**4812A**	1.05	0.98	1.02	56CV(A,X)135-22

DETAILED COOLING CAPACITIES# CONTINUED

25HNA924A31 Outdoor Section With FE5ANB004 Indoor Section

Cooling Indoor Model	High Speed Cap.	Power	Low Speed Cap.	Power	Furnace Model
CSPH*6012A**	0.99	1.04	0.99	1.03	58CV(A,X)135-22
CAP**4821A**	0.96	1.03	0.98	1.02	58CV(A,X)155-22
CAP**4824A**	0.96	1.03	0.98	1.02	58CV(A,X)155-22
CAP**6021A**	0.99	1.03	0.99	1.02	58CV(A,X)155-22
CAP**6024A**	0.99	1.04	0.99	1.02	58CV(A,X)155-22
CNPH*4821A**	0.98	1.04	0.98	1.02	58CV(A,X)155-22
CNPH*6024A**	0.99	1.03	0.99	1.02	58CV(A,X)155-22
CNPH*4821A**	0.96	1.04	0.98	1.02	58CV(A,X)155-22
CNPH*4824A**	0.96	1.04	0.98	1.02	58CV(A,X)155-22
CNPH*6024A**	0.99	1.03	0.99	1.02	58CV(A,X)155-22
CSPH*6012A**	0.99	1.04	0.98	1.02	58CV(A,X)155-22
CNPH*6024A**	0.98	1.03	0.99	1.02	58MVB060-14
CAP**4817A**	0.96	1.06	0.98	1.03	58MVB080-20
CAP**4821A**	0.96	1.05	0.98	1.03	58MVB080-20
CAP**4824A**	0.96	1.05	0.98	1.03	58MVB080-20
CAP**6021A**	0.99	1.05	0.99	1.03	58MVB080-20
CAP**6024A**	0.98	1.05	0.99	1.03	58MVB080-20
CNPH*4821A**	0.96	1.05	0.98	1.03	58MVB080-20
CNPH*4824A**	0.96	1.04	0.99	1.03	58MVB080-20
CNPH*6024A**	0.99	1.05	0.98	1.03	58MVB080-20
CSPH*4812A**	0.96	1.06	0.98	1.03	58MVB080-20
CSPH*6012A**	0.99	1.06	0.99	1.03	58MVB080-20
CAP**4817A**	0.96	1.05	0.98	1.03	58MVB100-20
CAP**4821A**	0.96	1.04	0.98	1.03	58MVB100-20
CAP**4824A**	0.96	1.04	0.98	1.03	58MVB100-20
CAP**6021A**	0.99	1.04	0.99	1.03	58MVB100-20
CAP**6024A**	0.99	1.05	0.99	1.03	58MVB100-20
CNPH*4821A**	0.96	1.04	0.98	1.03	58MVB100-20
CNPH*6024A**	0.99	1.04	0.99	1.03	58MVB100-20
CNPH*4821A**	0.96	1.04	0.98	1.03	58MVB100-20
CNPH*4824A**	0.96	1.04	0.98	1.03	58MVB100-20
CNPH*6024A**	0.99	1.05	0.99	1.03	58MVB100-20
CSPH*4812A**	0.96	1.05	0.98	1.03	58MVB100-20
CSPH*6012A**	0.99	1.05	0.99	1.03	58MVB100-20
CAP**4821A**	0.96	1.04	0.98	1.03	58MVB120-20
CAP**4824A**	0.96	1.04	0.98	1.03	58MVB120-20
CAP**6021A**	0.99	1.04	0.99	1.03	58MVB120-20
CAP**6024A**	0.99	1.04	0.99	1.03	58MVB120-20
CNPH*4821A**	0.96	1.04	0.98	1.03	58MVB120-20
CNPH*6024A**	0.99	1.04	0.99	1.03	58MVB120-20
CNPH*4821A**	0.96	1.04	0.98	1.03	58MVB120-20
CNPH*4824A**	0.96	1.04	0.98	1.03	58MVB120-20
CNPH*6024A**	0.99	1.04	0.99	1.03	58MVB120-20
CSPH*4812A**	0.96	1.04	0.98	1.03	58MVB120-20
CSPH*6012A**	0.99	1.04	0.99	1.03	58MVB120-20

See notes on page 25

DETAILED COOLING CAPACITIES# CONTINUED

EVAPORATOR AIR		CONDENSER ENTERING AIR TEMPERATURES °F (°C)																	
CFM	EWB °F (°C)	75 (23.9)			85 (29.4)			95 (35)			105 (40.6)			115 (46.1)			125 (51.7)		
		Capacity MBtuh		Total System KW**	Capacity MBtuh		Total System KW**	Capacity MBtuh		Total System KW**	Capacity MBtuh		Total System KW**	Capacity MBtuh		Total System KW**	Capacity MBtuh		Total System KW**
		Total	Sens†	Total	Sens†	Total	Sens†	Total	Sens†	Total	Sens†	Total	Sens†	Total	Sens†	Total	Sens†	Total	Sens†
25HNA9A8A31 Outdoor Section With FE4NB008 Indoor Section – High Stage																			
	72 (22.2)	55.51	28.17	3.04	26.88	3.33	50.04	25.54	3.64	47.04	24.17	3.99	43.82	22.74	4.36	42.03	21.87	4.35	
	67 (19.4)	50.45	34.17	2.99	32.78	3.28	45.43	31.35	3.59	42.68	29.88	3.93	41.17	29.96	3.84	36.51	26.78	4.71	
1200	63 (17.2)††	46.77	33.06	2.95	44.49	3.17	42.07	30.26	3.54	39.50	28.81	3.88	36.75	27.30	4.25	33.75	25.73	4.66	
	62 (16.7)	45.78	40.15	2.94	43.55	3.23	41.19	37.14	3.53	38.68	35.56	3.87	36.00	33.92	4.24	34.27	33.95	4.21	
	57 (13.9)	43.40	49.64	2.91	41.65	3.21	39.77	39.77	3.52	37.76	37.76	3.86	35.59	35.59	4.24	34.14	34.14	4.21	
	72 (22.2)	56.95	29.64	3.14	28.31	3.43	51.18	26.93	3.74	48.03	25.51	4.08	44.65	24.05	4.45	42.85	23.17	4.45	
	67 (19.4)	51.80	36.59	3.08	49.23	3.37	46.50	33.65	3.68	43.61	32.13	4.02	42.07	31.18	3.93	37.14	28.90	4.80	
1400	63 (17.2)††	48.05	35.34	3.04	45.64	3.33	43.09	32.43	3.64	40.39	30.92	3.97	37.50	29.36	4.34	35.65	28.27	4.31	
	62 (16.7)	47.08	43.49	3.03	44.73	3.32	42.26	40.28	3.63	39.69	39.37	3.97	37.22	37.22	4.34	35.71	35.71	4.31	
	57 (13.9)	45.65	45.65	3.02	43.75	3.31	41.73	41.73	3.62	39.56	39.56	3.96	37.22	37.22	4.34	35.71	35.71	4.31	
	72 (22.2)	57.92	30.94	3.26	29.57	3.54	51.93	28.16	3.85	48.66	26.71	4.19	45.15	25.21	4.57	43.36	24.34	4.56	
	67 (19.4)	52.72	36.81	3.20	50.04	3.48	47.19	35.78	3.79	44.18	34.20	4.13	40.97	32.57	4.50	37.49	30.86	4.91	
1600	63 (17.2)††	48.92	37.42	3.16	46.41	3.44	43.75	34.41	3.75	40.95	32.85	4.08	37.95	31.24	4.45	36.07	30.11	4.42	
	62 (16.7)	48.03	46.51	3.15	45.62	3.43	43.25	43.25	3.74	40.95	40.95	4.09	39.64	39.64	4.00	35.73	35.73	4.88	
	57 (13.9)	47.44	47.44	3.14	45.40	3.43	43.25	43.25	3.74	40.95	40.95	4.09	39.65	39.65	4.00	35.74	35.74	4.88	

EVAPORATOR AIR		CONDENSER ENTERING AIR TEMPERATURES °F (°C)																	
CFM	EWB °F (°C)	75 (23.9)			85 (29.4)			95 (35)			105 (40.6)			115 (46.1)			125 (51.7)		
		Capacity MBtuh		Total System KW**	Capacity MBtuh		Total System KW**	Capacity MBtuh		Total System KW**	Capacity MBtuh		Total System KW**	Capacity MBtuh		Total System KW**	Capacity MBtuh		Total System KW**
		Total	Sens†	Total	Sens†	Total	Sens†	Total	Sens†	Total	Sens†	Total	Sens†	Total	Sens†	Total	Sens†	Total	Sens†
25HNA9A8A31 Outdoor Section With FE4NB008 Indoor Section – Low Stage																			
	72 (22.2)	41.05	20.59	1.94	39.20	2.19	37.19	19.69	2.46	35.01	19.12	2.78	32.64	18.47	3.14	31.55	18.30	3.11	
	67 (19.4)	37.04	25.08	1.94	35.34	2.42	33.49	24.28	2.48	31.50	23.77	2.80	29.33	23.18	3.17	26.94	22.47	3.60	
950	63 (17.2)††	34.15	24.15	1.95	32.55	2.21	30.83	23.32	2.49	28.97	22.80	2.82	26.95	22.19	3.19	24.72	21.48	3.63	
	62 (16.7)	33.38	29.56	1.95	31.81	2.25	29.25	28.86	2.50	28.34	28.37	2.82	26.64	26.64	3.20	24.89	24.89	3.62	
	57 (13.9)	32.14	32.14	1.95	30.94	2.21	29.63	29.63	2.50	28.20	28.20	2.82	26.64	26.64	3.20	24.89	24.89	3.62	
	72 (22.2)	42.27	21.90	1.98	40.32	2.23	38.18	21.00	2.50	35.87	20.43	2.81	35.07	20.41	2.75	30.64	19.02	3.59	
	67 (19.4)	38.17	27.18	1.98	36.35	2.63	34.40	26.40	2.51	32.29	25.90	2.83	30.00	25.30	3.20	27.50	24.60	3.63	
1120	63 (17.2)††	35.22	26.13	1.99	33.52	2.24	31.69	25.31	2.53	29.72	24.79	2.85	27.59	24.18	3.23	25.26	23.46	3.66	
	62 (16.7)	34.48	32.42	1.99	32.85	2.25	31.31	31.31	2.53	29.75	29.75	2.85	28.05	28.05	3.22	26.15	26.15	3.64	
	57 (13.9)	34.05	34.05	1.99	32.73	2.25	31.31	31.31	2.53	29.75	29.75	2.85	28.05	28.05	3.22	26.15	26.15	3.64	
	72 (22.2)	43.15	29.16	2.04	41.12	2.27	38.88	22.27	2.56	36.46	21.69	2.87	33.86	21.05	3.22	32.81	20.94	3.20	
	67 (19.4)	38.99	29.26	2.04	37.09	2.81	35.04	28.50	2.57	32.84	28.00	2.89	30.46	27.40	3.25	27.83	26.67	3.67	
1300	63 (17.2)††	36.00	28.08	2.05	34.21	2.30	32.30	27.28	2.58	30.25	26.76	2.91	28.04	26.14	3.28	25.57	25.36	3.70	
	62 (16.7)	35.66	35.66	2.05	34.24	2.30	32.70	32.70	2.58	31.04	31.04	2.90	29.20	29.20	3.27	27.16	27.16	3.69	
	57 (13.9)	35.66	35.66	2.05	34.24	2.30	32.70	32.70	2.58	31.04	31.04	2.90	29.20	29.20	3.27	27.16	27.16	3.69	

Cooling Indoor Model	High Speed Cap.	Power	Low Speed Cap.	Power	High Speed Cap.	Power	Cooling Indoor Model	High Speed Cap.	Power	Low Speed Cap.	Power	Cooling Indoor Model	High Speed Cap.	Power	Low Speed Cap.	Power	Cooling Indoor Model	High Speed Cap.	Power
*FE4ANB006	1.00	1.00	1.00	1.00	0.96	1.04	CAP**4821A**	0.96	1.04	0.97	1.04	56CV(A)110-20	0.96	1.04	0.97	1.04	56CV(A)110-20	0.96	1.04
FE4AN(B)F005	0.99	1.01	0.99	1.01	0.99	1.04	CAP**6021A**	0.99	1.04	0.99	1.04	56CV(A)110-20	0.99	1.04	0.99	1.04	56CV(A)110-20	0.99	1.04
CAP**4817A**	0.97	1.05	0.98	1.04	0.97	1.04	CNP**4821A**	0.97	1.04	0.97	1.04	56CV(A)110-20	0.97	1.04	0.97	1.04	56CV(A)110-20	0.97	1.04
CAP**4821A**	0.96	1.05	0.97	1.04	0.99	1.03	CNP**6021A**	0.99	1.03	0.97	1.04	56CV(A)110-20	0.99	1.03	0.97	1.04	56CV(A)110-20	0.99	1.03
CAP**6021A**	0.98	1.04	0.99	1.03	0.97	1.04	CNP**4821A**	0.97	1.04	0.97	1.04	56CV(A)110-20	0.97	1.04	0.97	1.04	56CV(A)110-20	0.97	1.04
CNP**4812A**	0.97	1.04	0.97	1.03	0.97	1.04	CSPH**4812A**	0.97	1.04	0.98	1.04	56CV(A)110-20	0.97	1.04	0.98	1.04	56CV(A)110-20	0.97	1.04
CNP**6021A**	0.98	1.04	0.99	1.03	0.99	1.03	CNP**6012A**	0.99	1.04	0.99	1.04	56CV(A)110-20	0.99	1.04	0.99	1.04	56CV(A)110-20	0.99	1.04
CNP**6021A**	0.96	1.04	0.97	1.03	0.96	1.04	CNP**4821A**	0.97	1.04	0.97	1.04	56CV(A)110-20	0.97	1.04	0.97	1.04	56CV(A)110-20	0.97	1.04
CNP**4812A**	0.97	1.05	0.98	1.04	0.99	1.03	CNP**4821A**	0.97	1.04	0.99	1.03	56CV(A)110-20	0.97	1.04	0.99	1.03	56CV(A)110-20	0.97	1.04
CSPH**4812A**	0.97	1.05	0.98	1.04	0.99	1.03	CNP**6021A**	0.99	1.03	0.99	1.03	56CV(A)110-20	0.99	1.03	0.99	1.03	56CV(A)110-20	0.99	1.03
CSPH**6012A**	0.99	1.04	0.99	1.03	0.97	1.04	CNP**4821A**	0.97	1.04	0.98	1.02	56CV(A)110-20	0.97	1.04	0.98	1.02	56CV(A)110-20	0.97	1.04

DETAILED COOLING CAPACITIES# CONTINUED

25HNA948A31 Outdoor Section With FESANB006 Indoor Section

Cooling Indoor Model	High Speed Cap.	Power	Low Speed Cap.	Power	Furnace Model
CNPV*6024A**	0.99	1.02	0.98	1.01	58CV(A)155-22
CSPH*4812A**	0.98	1.03	0.98	1.02	58CV(A)155-22
CSPH*6012A**	1.00	1.02	0.99	1.01	58CV(A)155-22
CAP**4821A**	0.96	1.06	0.97	1.05	58MVB080-20
CAP**6021A**	0.99	1.06	0.99	1.05	58MVB080-20
CNPH*4821A**	0.96	1.05	0.97	1.05	58MVB080-20
CNPH*6024A**	0.98	1.05	0.98	1.04	58MVB080-20
CNPV*4821A**	0.96	1.05	0.97	1.05	58MVB080-20
CSPH*4812A**	0.97	1.06	0.98	1.06	58MVB080-20
CSPH*6012A**	0.99	1.06	0.99	1.05	58MVB080-20
CAP**4821A**	0.96	1.05	0.97	1.04	58MVB100-20
CAP**6021A**	0.99	1.05	0.99	1.03	58MVB100-20
CNPH*4821A**	0.96	1.04	0.97	1.04	58MVB100-20
CNPH*6024A**	0.98	1.04	0.98	1.04	58MVB100-20
CNPV*4821A**	0.96	1.04	0.97	1.04	58MVB100-20
CSPH*4812A**	0.97	1.05	0.98	1.05	58MVB100-20
CSPH*6012A**	0.99	1.05	0.99	1.03	58MVB100-20
CAP**4824A**	0.96	1.04	0.97	1.04	58MVB120-20
CAP**6024A**	0.99	1.05	0.99	1.03	58MVB120-20
CNPH*4821A**	0.97	1.05	0.97	1.03	58MVB120-20
CNPH*6024A**	0.98	1.04	0.99	1.03	58MVB120-20
CNPV*4824A**	0.97	1.05	0.97	1.03	58MVB120-20
CNPV*6024A**	0.98	1.04	0.99	1.03	58MVB120-20
CSPH*4812A**	0.97	1.05	0.98	1.04	58MVB120-20
CSPH*6012A**	0.99	1.05	0.99	1.03	58MVB120-20

See notes on page 25

DETAILED COOLING CAPACITIES# CONTINUED

EVAPORATOR AIR		CONDENSER ENTERING AIR TEMPERATURES °F (°C)																			
CFM	EWB °F (°C)	75 (23.9)			85 (29.4)			95 (35)			105 (40.6)			115 (46.1)			125 (51.7)				
		Capacity MBtuh		Total System KW**	Capacity MBtuh		Total System KW**	Capacity MBtuh		Total System KW**	Capacity MBtuh		Total System KW**	Capacity MBtuh		Total System KW**	Capacity MBtuh		Total System KW**		
		Total	Sens†		Total	Sens†		Total	Sens†		Total	Sens†	Total	Sens†		Total	Sens†		Total	Sens†	
25HNA960A32 Outdoor Section With FE4ANB006 Indoor Section - High Stage																					
	72 (22.2)	67.10	34.20	4.01	64.62	33.02	4.42	61.90	31.78	4.87	58.85	30.45	5.35	55.46	29.01	5.88	51.59	27.45	6.47		
	67 (19.4)	61.20	41.59	3.94	58.92	40.38	4.34	56.42	39.11	4.78	53.65	37.76	5.27	50.55	36.30	5.80	48.81	35.44	6.75		
1500	63 (17.2)††	56.89	40.31	3.88	54.76	39.11	4.28	52.43	37.84	4.72	49.85	36.49	5.20	46.98	35.04	5.73	45.20	34.11	6.66		
	62 (16.7)	55.74	48.95	3.86	53.66	47.71	4.27	51.37	46.41	4.71	48.87	45.01	5.19	46.08	43.48	5.72	42.97	42.82	6.30		
	67 (19.4)	52.77	52.77	3.83	51.21	51.21	4.24	49.48	49.48	4.68	47.55	47.55	5.17	45.36	45.36	5.70	42.84	42.84	6.30		
	72 (22.2)	68.58	35.77	4.19	65.95	34.56	4.59	63.06	33.29	4.83	59.84	31.92	5.52	56.27	30.46	6.05	52.21	28.86	6.63		
	67 (19.4)	62.59	44.28	4.11	60.17	43.04	4.51	57.50	41.73	4.95	54.57	40.34	5.43	51.31	38.85	5.96	47.60	37.22	6.54		
1750	63 (17.2)††	58.22	42.84	4.05	55.95	41.60	4.45	53.47	40.29	4.89	50.74	38.91	5.37	47.70	37.42	5.89	45.88	36.49	6.48		
	62 (16.7)	57.09	52.72	4.03	54.88	51.42	4.44	52.49	50.03	4.88	49.89	48.50	5.36	47.15	47.15	5.89	44.41	44.41	6.48		
	57 (13.9)	55.21	55.21	4.01	53.51	53.51	4.42	51.63	51.63	4.86	49.53	49.53	5.35	47.15	47.15	5.89	44.41	44.41	6.48		
	72 (22.2)	69.47	37.08	4.39	66.73	35.86	4.80	63.72	34.56	5.24	60.36	33.17	5.72	56.64	31.69	6.25	52.42	30.06	6.83		
	67 (19.4)	63.43	46.68	4.31	60.89	45.42	4.72	58.11	44.08	5.15	55.04	42.66	5.63	51.64	41.14	6.16	47.80	39.46	6.74		
2000	63 (17.2)††	59.02	45.08	4.25	56.94	43.81	4.65	54.04	42.48	5.09	51.19	41.06	5.57	48.03	39.54	6.09	44.48	37.86	6.70		
	62 (16.7)	57.98	56.05	4.24	55.71	54.84	4.64	53.25	53.25	5.08	50.96	50.96	5.57	48.42	48.42	6.10	45.48	45.48	6.70		
	57 (13.9)	57.07	57.07	4.23	55.24	55.24	4.64	53.22	53.22	5.08	50.97	50.97	5.57	48.42	48.42	6.10	45.48	45.48	6.70		

EVAPORATOR AIR		CONDENSER ENTERING AIR TEMPERATURES °F (°C)																			
CFM	EWB °F (°C)	75 (23.9)			85 (29.4)			95 (35)			105 (40.6)			115 (46.1)			125 (51.7)				
		Capacity MBtuh		Total System KW**	Capacity MBtuh		Total System KW**	Capacity MBtuh		Total System KW**	Capacity MBtuh		Total System KW**	Capacity MBtuh		Total System KW**	Capacity MBtuh		Total System KW**		
		Total	Sens†		Total	Sens†		Total	Sens†		Total	Sens†	Total	Sens†		Total	Sens†		Total	Sens†	
25HNA960A32 Outdoor Section With FE4ANB006 Indoor Section - Low Stage																					
	72 (22.2)	50.06	25.99	2.51	47.81	25.03	2.85	45.37	24.01	3.22	42.76	22.94	3.64	39.93	21.81	4.13	36.83	20.61	4.70		
	67 (19.4)	45.49	31.98	2.52	43.43	30.97	2.87	41.19	29.91	3.25	38.79	28.79	3.68	36.20	27.61	4.18	33.36	26.36	4.76		
1200	63 (17.2)††	42.19	30.89	2.53	40.25	29.88	2.88	38.17	28.82	3.27	35.92	27.71	3.71	33.51	26.54	4.22	30.86	25.29	4.81		
	62 (16.7)	41.31	37.95	2.54	39.42	36.88	2.89	37.40	35.75	3.28	35.25	34.90	3.72	33.19	33.19	4.23	31.06	31.06	4.81		
	57 (13.9)	40.02	40.02	2.54	38.51	38.51	2.89	36.89	36.89	3.28	35.12	35.12	3.72	33.19	33.19	4.23	31.06	31.06	4.81		
	72 (22.2)	51.14	27.41	2.59	48.80	26.43	2.92	46.24	25.38	3.29	43.50	24.28	3.71	40.54	23.13	4.20	37.31	21.90	4.76		
	67 (19.4)	46.52	34.34	2.60	44.35	33.30	2.94	42.00	32.20	3.32	39.49	31.05	3.75	36.78	29.83	4.25	33.84	28.54	4.82		
1400	63 (17.2)††	43.18	33.11	2.61	41.14	32.07	2.95	38.95	30.97	3.34	36.60	29.82	3.78	34.07	28.61	4.29	31.33	27.32	4.87		
	62 (16.7)	42.38	41.15	2.61	40.44	40.14	2.96	38.57	38.57	3.34	36.66	36.66	3.78	34.58	34.58	4.28	32.29	32.29	4.85		
	57 (13.9)	41.94	41.94	2.61	40.32	40.32	2.96	38.57	38.57	3.34	36.66	36.66	3.78	34.58	34.58	4.28	32.29	32.29	4.85		
	72 (22.2)	51.84	28.66	2.69	49.42	27.67	3.02	46.76	26.60	3.38	43.92	25.48	3.80	40.87	24.31	4.29	39.60	23.77	4.24		
	67 (19.4)	47.19	36.52	2.70	44.92	35.44	3.03	42.49	34.31	3.41	39.89	33.13	3.84	37.10	31.88	4.34	34.08	30.53	4.91		
1600	63 (17.2)††	43.81	35.14	2.71	41.70	34.07	3.05	39.42	32.94	3.43	36.99	31.76	3.87	34.39	30.50	4.38	31.57	29.15	4.96		
	62 (16.7)	43.46	43.45	2.71	41.72	41.72	3.05	39.84	39.84	3.43	37.81	37.81	3.86	35.61	35.61	4.36	33.18	33.18	4.93		
	57 (13.9)	43.44	43.44	2.71	41.72	41.72	3.05	39.84	39.84	3.43	37.82	37.82	3.86	35.62	35.62	4.36	33.18	33.18	4.93		

DETAILED COOLING CAPACITIES# CONTINUED

25HNA960A32 Outdoor Section With FE4ANB006 Indoor Section – Low Stage

Cooling Indoor Model	High Speed Cap.	Power	Low Speed Cap.	Power	Furnace Model
*FE4ANB006	1.00	1.00	1.00	1.00	
CAP**6021A**	0.98	1.04	0.99	1.03	58CV(A.X)110-20
CNPH*6024A**	0.97	1.03	0.98	1.03	58CV(A.X)110-20
CSPH*6012A**	0.98	1.03	0.99	1.03	58CV(A.X)110-20
CAP**6024A**	0.98	1.02	0.99	1.03	58CV(A.X)135-22
CNPH*6024A**	0.98	1.02	0.99	1.02	58CV(A.X)135-22
CNPV*6024A**	0.98	1.02	0.99	1.02	58CV(A.X)135-22
CSPH*6012A**	0.99	1.02	0.99	1.02	58CV(A.X)135-22
CAP**6024A**	0.98	1.01	0.99	1.02	58CV(A.X)155-22
CNPH*6024A**	0.98	1.01	0.99	1.01	58CV(A.X)155-22
CNPV*6024A**	0.98	1.01	0.99	1.01	58CV(A.X)155-22
CSPH*6012A**	0.99	1.01	0.99	1.01	58CV(A.X)155-22
CAP**6021A**	0.97	1.08	0.98	1.05	58MVB080-20
CNPH*6024A**	0.97	1.07	0.98	1.05	58MVB080-20
CSPH*6012A**	0.97	1.07	0.99	1.06	58MVB080-20
CAP**6021A**	0.97	1.06	0.98	1.04	58MVB100-20
CNPH*6024A**	0.97	1.06	0.98	1.05	58MVB100-20
CSPH*6012A**	0.98	1.06	0.99	1.05	58MVB100-20
CAP**6024A**	0.97	1.05	0.98	1.04	58MVB120-20
CNPH*6024A**	0.97	1.05	0.98	1.04	58MVB120-20
CNPV*6024A**	0.97	1.05	0.98	1.04	58MVB120-20
CSPH*6012A**	0.98	1.05	0.99	1.05	58MVB120-20

* Tested combination.

† Total and sensible capacities are net capacities. Blower motor heat has been subtracted.

‡ Sensible capacities shown are based on 80°F (27°C) entering air at the indoor coil. For sensible capacities at other than 80°F (27°C), deduct 835 Btuh (245 kW) per 1000 CFM (480 L/S) of indoor coil air for each degree below 80°F (27°C), or add 835 Btuh (245 kW) per 1000 CFM (480 L/S) of indoor coil air per degree above 80°F (27°C).

** System kw is total of indoor and outdoor unit kilowatts.

†† At TVA rating indoor condition (75°F edb/63°F ewb). All other indoor air temperatures are at 80°F edb.

Detailed cooling capacities are based on indoor and outdoor unit at the same elevation per ARI standard 210/240-08. If additional tubing length and/or indoor unit is located above outdoor unit, a slight variation in capacity may occur.

NOTE: When the required data falls between the published data, interpolation may be performed. Extrapolation is not an acceptable practice.

EWB — Entering Wet Bulb

HEAT PUMP HEATING PERFORMANCE

INDOOR AIR		-3 (-19.4)				7 (-13.9)				17 (-8.3)				27 (-2.8)				37 (2.8)				47 (8.3)				57 (13.9)				67 (19.4)			
EDB °F (°C)	CFM	Capacity MBtuh		Total Syst. KwT	Capacity MBtuh		Total Syst. KwT	Capacity MBtuh		Total Syst. KwT	Capacity MBtuh		Total Syst. KwT	Capacity MBtuh		Total Syst. KwT	Capacity MBtuh		Total Syst. KwT	Capacity MBtuh		Total Syst. KwT	Capacity MBtuh		Total Syst. KwT	Capacity MBtuh		Total Syst. KwT					
		Total	Integ*		Total	Integ*		Total	Integ*		Total	Integ*		Total	Integ*		Total	Integ*		Total	Integ*		Total	Integ*		Total	Integ*		Total	Integ*	Total	Integ*	Total
65 (18.3)	700	8.63	7.94	0.95	11.10	10.20	1.14	13.88	12.65	1.39	16.96	15.06	1.72	20.22	18.40	2.06	22.95	22.95	2.41	23.85	23.85	2.62	24.69	24.69	2.81	25.10	25.10	3.11					
	750	8.68	7.99	0.94	11.17	10.26	1.13	13.90	12.68	1.39	16.98	15.08	1.73	20.19	18.38	2.06	22.16	22.16	2.35	22.98	22.98	2.55	23.82	23.82	2.75	24.69	24.69	2.81					
	800	8.73	8.03	0.94	11.22	10.31	1.13	13.93	12.70	1.39	16.95	15.06	1.72	20.17	18.36	2.07	21.56	21.56	2.31	22.27	22.27	2.49	23.07	23.07	2.69	24.69	24.69	2.81					
	850	8.40	7.73	1.00	10.85	9.97	1.20	13.64	12.43	1.45	16.69	14.82	1.79	20.03	18.23	2.15	23.76	23.76	2.59	24.87	24.87	2.82	25.83	25.83	3.04	26.82	26.82	3.28					
70 (21.1)	700	8.46	7.79	1.00	10.92	10.04	1.19	13.67	12.47	1.45	16.71	14.84	1.79	19.97	18.17	2.14	22.95	22.95	2.53	23.93	23.93	2.74	24.84	24.84	2.96	25.83	25.83	3.28					
	750	8.53	7.85	0.99	10.99	10.10	1.19	13.70	12.49	1.45	16.74	14.86	1.80	19.95	18.15	2.14	22.40	22.40	2.49	23.31	23.31	2.70	24.13	24.13	2.90	25.83	25.83	3.28					
	800	8.28	7.60	1.06	10.59	9.73	1.27	13.37	12.19	1.51	16.41	14.57	1.86	19.92	18.12	2.29	23.60	23.60	2.69	25.81	25.81	3.02	26.92	26.92	3.28	27.87	27.87	3.18					
	850	8.30	7.64	1.05	10.67	9.80	1.26	13.43	12.24	1.51	16.44	14.60	1.86	19.80	18.02	2.25	23.54	23.54	2.69	24.88	24.88	2.95	25.87	25.87	3.18	26.82	26.82	3.11					
800	8.34	7.67	1.05	10.74	9.87	1.25	13.46	12.27	1.51	16.46	14.62	1.87	19.73	17.95	2.23	23.08	23.08	2.66	24.15	24.15	2.89	25.10	25.10	3.11	26.82	26.82	3.11						

INDOOR AIR		7 (-13.9)				17 (-8.3)				27 (-2.8)				37 (2.8)				47 (8.3)				57 (13.9)				67 (19.4)			
EDB °F (°C)	CFM	Capacity MBtuh		Total Syst. KwT	Capacity MBtuh		Total Syst. KwT	Capacity MBtuh		Total Syst. KwT	Capacity MBtuh		Total Syst. KwT	Capacity MBtuh		Total Syst. KwT	Capacity MBtuh		Total Syst. KwT	Capacity MBtuh		Total Syst. KwT	Capacity MBtuh		Total Syst. KwT	Capacity MBtuh		Total Syst. KwT	
		Total	Integ*		Total	Integ*		Total	Integ*		Total	Integ*		Total	Integ*		Total	Integ*		Total	Integ*		Total	Integ*		Total	Integ*		Total
65 (18.3)	600	7.32	6.72	1.00	9.69	8.83	1.09	12.17	10.81	1.20	14.65	13.33	1.33	17.07	15.71	1.33	19.25	19.25	1.54	17.07	17.07	1.73	19.69	19.69	1.82	20.64	20.64	2.06	
	665	7.39	6.79	0.99	9.83	8.96	1.08	12.29	10.91	1.17	14.69	13.36	1.32	16.91	15.55	1.32	18.76	18.76	1.49	16.91	16.91	1.63	18.14	18.14	1.69	19.69	19.69	1.82	
	700	7.43	6.82	0.99	9.89	9.02	1.07	12.34	10.96	1.16	14.70	13.38	1.32	16.88	15.52	1.32	18.82	18.82	1.48	16.88	16.88	1.64	17.53	17.53	1.82	19.69	19.69	1.82	
	750	7.10	6.52	1.08	9.39	8.56	1.18	11.84	10.51	1.28	14.35	13.06	1.41	16.79	15.50	1.41	18.93	18.93	1.62	15.50	15.50	1.81	17.53	17.53	2.02	19.69	19.69	2.02	
70 (21.1)	665	7.17	6.59	1.07	9.50	8.66	1.15	11.97	10.63	1.26	14.42	13.12	1.40	16.80	15.51	1.40	18.86	18.86	1.61	15.51	15.51	1.81	17.53	17.53	2.02	19.69	19.69	2.02	
	700	7.21	6.62	1.07	9.55	8.71	1.15	12.04	10.69	1.25	14.44	13.14	1.40	16.72	15.43	1.40	18.87	18.87	1.61	15.43	15.43	1.81	17.53	17.53	2.02	19.69	19.69	2.02	
	750	6.90	6.34	1.17	9.09	8.29	1.27	11.52	10.23	1.38	14.03	12.77	1.50	16.50	15.21	1.50	18.89	18.89	1.71	15.21	15.21	1.89	17.53	17.53	2.02	19.69	19.69	2.02	
	800	7.00	6.44	1.16	9.19	8.38	1.25	11.66	10.35	1.35	14.14	12.87	1.48	16.53	15.24	1.48	18.75	18.75	1.70	15.24	15.24	1.89	17.53	17.53	2.02	19.69	19.69	2.02	
700	7.03	6.46	1.16	9.25	8.43	1.24	11.72	10.41	1.34	14.17	12.89	1.48	16.54	15.25	1.48	18.72	18.72	1.69	15.25	15.25	1.89	17.53	17.53	2.02	19.69	19.69	2.02		

INDOOR AIR		7 (-13.9)				17 (-8.3)				27 (-2.8)				37 (2.8)				47 (8.3)				57 (13.9)				67 (19.4)			
EDB °F (°C)	CFM	Capacity MBtuh		Total Syst. KwT	Capacity MBtuh		Total Syst. KwT	Capacity MBtuh		Total Syst. KwT	Capacity MBtuh		Total Syst. KwT	Capacity MBtuh		Total Syst. KwT	Capacity MBtuh		Total Syst. KwT	Capacity MBtuh		Total Syst. KwT	Capacity MBtuh		Total Syst. KwT	Capacity MBtuh		Total Syst. KwT	
		Total	Integ*		Total	Integ*		Total	Integ*		Total	Integ*		Total	Integ*		Total	Integ*		Total	Integ*		Total	Integ*		Total	Integ*		Total
65 (18.3)	600	7.32	6.72	1.00	9.69	8.83	1.09	12.17	10.81	1.20	14.65	13.33	1.33	17.07	15.71	1.33	19.25	19.25	1.54	17.07	17.07	1.73	19.69	19.69	1.82	20.64	20.64	2.06	
	665	7.39	6.79	0.99	9.83	8.96	1.08	12.29	10.91	1.17	14.69	13.36	1.32	16.91	15.55	1.32	18.76	18.76	1.49	16.91	16.91	1.63	18.14	18.14	1.69	19.69	19.69	1.82	
	700	7.43	6.82	0.99	9.89	9.02	1.07	12.34	10.96	1.16	14.70	13.38	1.32	16.88	15.52	1.32	18.82	18.82	1.48	16.88	16.88	1.64	17.53	17.53	1.82	19.69	19.69	1.82	
	750	7.10	6.52	1.08	9.39	8.56	1.18	11.84	10.51	1.28	14.35	13.06	1.41	16.79	15.50	1.41	18.93	18.93	1.62	15.50	15.50	1.81	17.53	17.53	2.02	19.69	19.69	2.02	
70 (21.1)	665	7.17	6.59	1.07	9.50	8.66	1.15	11.97	10.63	1.26	14.42	13.12	1.40	16.80	15.51	1.40	18.86	18.86	1.61	15.51	15.51	1.81	17.53	17.53	2.02	19.69	19.69	2.02	
	700	7.21	6.62	1.07	9.55	8.71	1.15	12.04	10.69	1.25	14.44	13.14	1.40	16.72	15.43	1.40	18.87	18.87	1.61	15.43	15.43	1.81	17.53	17.53	2.02	19.69	19.69	2.02	
	750	6.90	6.34	1.17	9.09	8.29	1.27	11.52	10.23	1.38	14.03	12.77	1.50	16.50	15.21	1.50	18.89	18.89	1.71	15.21	15.21	1.89	17.53	17.53	2.02	19.69	19.69	2.02	
	800	7.00	6.44	1.16	9.19	8.38	1.25	11.66	10.35	1.35	14.14	12.87	1.48	16.53	15.24	1.48	18.75	18.75	1.70	15.24	15.24	1.89	17.53	17.53	2.02	19.69	19.69	2.02	
700	7.03	6.46	1.16	9.25	8.43	1.24	11.72	10.41	1.34	14.17	12.89	1.48	16.54	15.25	1.48	18.72	18.72	1.69	15.25	15.25	1.89	17.53	17.53	2.02	19.69	19.69	2.02		

Heating Indoor Model	High Speed Cap.	Power	Low Speed Cap.	Power	High Speed Cap.	Power	Low Speed Cap.	Power	High Speed Cap.	Power	Low Speed Cap.	Power	High Speed Cap.	Power	Low Speed Cap.	Power	High Speed Cap.	Power	Low Speed Cap.	Power	High Speed Cap.	Power	Low Speed Cap.	Power	High Speed Cap.	Power	Low Speed Cap.	Power	
*FE5ANB04	1.00	1.00	1.00	1.00	1.01	1.04	1.00	1.02	58CV(A,X)135-22	1.01	1.04	1.00	1.02	58CV(A,X)135-22	1.01	1.04	1.00	1.02	58CV(A,X)135-22	1.01	1.04	1.00	1.02	58CV(A,X)135-22	1.01	1.04	1.00	1.02	
FE4ANF02	1.01	1.03	0.99	1.01	CAP**602A**	1.01	1.04	0.99	1.02	CAP**602A**	1.01	1.04	0.99	1.02	CAP**602A**	1.01	1.04	0.99	1.02	CAP**602A**	1.01	1.04	0.99	1.02	CAP**602A**	1.01	1.04	0.99	1.02
FE4ANF03	1.01	1.03	0.98	1.00	CAP**602A**	1.01	1.04	0.99	1.02	CAP**602A**	1.01	1.04	0.99	1.02	CAP**602A**	1.01	1.04	0.99	1.02	CAP**602A**	1.01	1.04	0.99	1.02	CAP**602A**	1.01	1.04	0.99	1.02
CAP**4817A**	1.02	1.05	1.00	1.02	CNPV*4821A**	1.01	1.04	0.99	1.00	CNPV*4821A**	1.01	1.04	0.99	1.00	CNPV*4821A**	1.01	1.04	0.99	1.00	CNPV*4821A**	1.01	1.04	0.99	1.00	CNPV*4821A**	1.01	1.04	0.99	1.00
CAP**4821A**	1.01	1.04	0.99	1.01	CNPV*4821A**	1.01	1.04	0.99	1.00	CNPV*4821A**	1.01	1.04	0.99	1.00	CNPV*4821A**	1.01	1.04	0.99	1.00	CNPV*4821A**	1.01	1.04	0.99	1.00	CNPV*4821A**	1.01	1.04	0.99	1.00
CAP**6021A**	1.01	1.04	0.99	1.02	CNPV*4821A**	1.01	1.04	0.99	1.00	CNPV*4821A**	1.01	1.04	0.99	1.00	CNPV*4821A**	1.01	1.04	0.99	1.00	CNPV*4821A									

HEAT PUMP HEATING PERFORMANCE CONTINUED

25HNA924A31 Outdoor Section With FE5ANB004 Indoor Section

Heating Indoor Model	High Speed Cap.	Power	Low Speed Cap.	Power	Furnace Model
CAP*6021A**	1.01	1.04	0.99	1.02	58MVB120-20
CAP*6024A**	1.01	1.04	0.99	1.03	58MVB120-20
CNPH*4821A**	1.01	1.04	0.99	1.00	58MVB120-20
CNPH*6024A**	1.00	1.04	0.99	1.01	58MVB120-20
CNPV*4821A**	1.01	1.04	0.99	1.00	58MVB120-20
CNPV*4824A**	1.01	1.04	0.99	1.00	58MVB120-20
CNPV*6024A**	1.00	1.04	0.99	1.01	58MVB120-20
CSPH*4812A**	1.01	1.04	0.99	1.01	58MVB120-20
CSPH*6012A**	1.01	1.04	1.00	1.03	58MVB120-20

See notes on page 31

HEAT PUMP HEATING PERFORMANCE CONTINUED

INDOOR AIR		OUTDOOR COIL ENTERING AIR TEMPERATURES ° F (° C)																								
		-3 (-19.4)			7 (-13.9)			17 (-8.3)			27 (-2.8)			37 (2.8)			47 (8.3)			57 (13.9)			67 (19.4)			
		Capacity MBtuh		Total Syst. KWT	Capacity MBtuh		Total Syst. KWT	Capacity MBtuh		Total Syst. KWT	Capacity MBtuh		Total Syst. KWT	Capacity MBtuh		Total Syst. KWT	Capacity MBtuh		Total Syst. KWT	Capacity MBtuh		Total Syst. KWT	Capacity MBtuh		Total Syst. KWT	
65 (18.3)	CFM	Total	12.84	11.82	1.77	16.87	15.31	1.89	20.77	18.94	2.02	25.19	22.37	2.16	30.23	27.51	2.33	35.71	35.71	2.52	41.61	41.61	2.70	48.35	48.35	2.98
		Integ*	13.09	12.04	1.77	16.96	15.58	1.88	21.12	19.26	1.99	25.65	22.78	2.12	30.80	28.03	2.27	36.20	36.20	2.40	42.19	42.19	2.59	46.81	46.81	2.73
70 (21.1)	CFM	Total	13.33	12.26	1.79	17.23	15.83	1.89	21.44	19.55	1.99	26.05	23.14	2.11	31.29	28.47	2.24	36.50	36.50	2.35	41.36	41.36	2.49	42.06	42.06	2.48
		Integ*	12.39	11.40	1.87	16.21	14.90	2.00	20.31	18.51	2.13	24.71	21.95	2.28	29.58	26.92	2.44	35.06	35.06	2.65	40.92	40.92	2.84	47.59	47.59	3.12
75 (23.9)	CFM	Total	12.85	11.63	1.87	16.82	15.18	1.98	20.68	18.85	2.10	25.14	22.33	2.23	30.23	27.51	2.38	35.68	35.68	2.54	41.55	41.55	2.71	47.37	47.37	2.92
		Integ*	12.90	11.86	1.89	16.80	15.44	1.99	21.00	19.15	2.10	25.53	22.67	2.22	30.71	27.94	2.36	36.00	36.00	2.48	41.82	41.82	2.65	43.35	43.35	2.67
75 (23.9)	CFM	Total	11.88	10.93	1.97	15.72	14.44	2.10	19.81	18.06	2.24	24.22	21.51	2.39	28.99	26.38	2.57	34.44	34.44	2.78	40.25	40.25	2.99	46.84	46.84	3.27
		Integ*	12.15	11.18	1.97	16.04	14.74	2.09	20.18	18.40	2.21	24.68	21.90	2.35	29.57	26.90	2.50	35.14	35.14	2.68	40.89	40.89	2.85	47.42	47.42	3.09
1050	CFM	Total	12.41	11.41	1.99	16.33	15.00	2.10	20.52	18.71	2.21	25.04	22.24	2.33	30.11	27.40	2.47	35.48	35.48	2.60	41.25	41.25	2.78	44.36	44.36	2.86
		Integ*	10.41	9.56	1.45	13.96	12.73	1.50	17.54	15.58	1.54	21.19	19.28	1.59	24.86	22.86	1.65	28.87	28.87	1.65	32.64	32.64	1.72	32.64	32.64	1.78
65 (18.3)	CFM	Total	10.74	9.87	1.45	14.37	13.10	1.48	18.04	16.02	1.51	21.80	19.83	1.54	25.60	23.60	1.58	29.61	29.61	1.62	33.76	33.76	1.67	33.76	33.76	1.67
		Integ*	10.85	10.06	1.46	14.62	13.33	1.48	18.33	16.28	1.51	22.15	20.15	1.53	26.05	24.05	1.56	30.02	30.02	1.59	34.28	34.28	1.63	34.28	34.28	1.63
70 (21.1)	CFM	Total	9.81	9.01	1.54	13.38	12.20	1.58	16.96	15.06	1.63	20.59	18.74	1.68	24.26	22.46	1.74	27.98	27.98	1.81	31.95	31.95	1.88	31.95	31.95	1.88
		Integ*	10.15	9.32	1.54	13.80	12.58	1.57	17.47	15.52	1.60	21.21	19.31	1.64	25.00	23.00	1.67	28.97	28.97	1.73	32.99	32.99	1.76	32.99	32.99	1.76
75 (23.9)	CFM	Total	10.36	9.52	1.55	14.05	12.81	1.57	17.77	15.78	1.60	21.57	19.63	1.62	25.42	23.42	1.66	29.38	29.38	1.68	33.54	33.54	1.72	33.54	33.54	1.72
		Integ*	9.15	8.41	1.63	12.75	11.63	1.68	16.35	14.52	1.72	19.97	18.18	1.78	23.64	21.84	1.84	27.32	27.32	1.91	31.30	31.30	1.99	31.30	31.30	1.99
1050	CFM	Total	9.49	8.72	1.63	13.18	12.01	1.66	16.87	14.98	1.69	20.60	18.75	1.73	24.39	22.49	1.77	28.26	28.26	1.82	32.24	32.24	1.85	32.24	32.24	1.85
		Integ*	9.71	8.92	1.64	13.44	12.25	1.67	17.17	15.25	1.69	20.96	19.08	1.72	24.80	22.80	1.75	28.76	28.76	1.78	32.79	32.79	1.81	32.79	32.79	1.81

INDOOR AIR		OUTDOOR COIL ENTERING AIR TEMPERATURES ° F (° C)																								
		-3 (-19.4)			7 (-13.9)			17 (-8.3)			27 (-2.8)			37 (2.8)			47 (8.3)			57 (13.9)			67 (19.4)			
		Capacity MBtuh		Total Syst. KWT	Capacity MBtuh		Total Syst. KWT	Capacity MBtuh		Total Syst. KWT	Capacity MBtuh		Total Syst. KWT	Capacity MBtuh		Total Syst. KWT	Capacity MBtuh		Total Syst. KWT	Capacity MBtuh		Total Syst. KWT	Capacity MBtuh		Total Syst. KWT	
65 (18.3)	CFM	Total	10.41	9.56	1.45	13.96	12.73	1.50	17.54	15.58	1.54	21.19	19.28	1.59	24.86	22.86	1.65	28.87	28.87	1.72	32.64	32.64	1.72	32.64	32.64	1.78
		Integ*	10.74	9.87	1.45	14.37	13.10	1.48	18.04	16.02	1.51	21.80	19.83	1.54	25.60	23.60	1.58	29.61	29.61	1.62	33.76	33.76	1.67	33.76	33.76	1.67
70 (21.1)	CFM	Total	9.81	9.01	1.54	13.38	12.20	1.58	16.96	15.06	1.63	20.59	18.74	1.68	24.26	22.46	1.74	27.98	27.98	1.81	31.95	31.95	1.88	31.95	31.95	1.88
		Integ*	10.15	9.32	1.54	13.80	12.58	1.57	17.47	15.52	1.60	21.21	19.31	1.64	25.00	23.00	1.67	28.97	28.97	1.73	32.99	32.99	1.76	32.99	32.99	1.76
75 (23.9)	CFM	Total	10.36	9.52	1.55	14.05	12.81	1.57	17.77	15.78	1.60	21.57	19.63	1.62	25.42	23.42	1.66	29.38	29.38	1.68	33.54	33.54	1.72	33.54	33.54	1.72
		Integ*	9.15	8.41	1.63	12.75	11.63	1.68	16.35	14.52	1.72	19.97	18.18	1.78	23.64	21.84	1.84	27.32	27.32	1.91	31.30	31.30	1.99	31.30	31.30	1.99
1050	CFM	Total	9.49	8.72	1.63	13.18	12.01	1.66	16.87	14.98	1.69	20.60	18.75	1.73	24.39	22.49	1.77	28.26	28.26	1.82	32.24	32.24	1.85	32.24	32.24	1.85
		Integ*	9.71	8.92	1.64	13.44	12.25	1.67	17.17	15.25	1.69	20.96	19.08	1.72	24.80	22.80	1.75	28.76	28.76	1.78	32.79	32.79	1.81	32.79	32.79	1.81

Heating Indoor Model	High Speed Cap.	Power	Low Speed Cap.	Power	Furnace Model	High Speed Cap.	Power	Low Speed Cap.	Power	Furnace Model	High Speed Cap.	Power	Low Speed Cap.	Power	Furnace Model	High Speed Cap.	Power	Low Speed Cap.	Power	Furnace Model	High Speed Cap.	Power	Low Speed Cap.	Power	Furnace Model
*FE4ANB008	1.00	1.00	1.00	1.00	58CV(A)090-16	1.00	1.09	1.06	1.06	58CV(A)1090-16	1.00	1.09	1.06	1.06	58CV(A)1090-16	1.00	1.09	1.06	1.06	58CV(A)1090-16	1.00	1.09	1.06	1.06	58CV(A)1090-16
FE4AN(B)F003	1.00	1.11	0.98	1.06	58CV(A)090-16	1.00	1.07	1.00	1.05	58CV(A)090-16	1.00	1.06	1.04	1.04	58CV(A)090-16	1.00	1.06	1.04	1.04	58CV(A)090-16	1.00	1.06	1.04	1.04	58CV(A)090-16
FE4AN(B)F005	1.00	1.04	1.00	1.02	58CV(A)090-16	1.00	1.06	1.00	1.04	58CV(A)090-16	1.00	1.06	1.00	1.04	58CV(A)090-16	1.00	1.06	1.00	1.04	58CV(A)090-16	1.00	1.06	1.00	1.04	58CV(A)090-16
FE4ANF002	1.00	1.14	0.99	1.08	58CV(A)090-16	1.00	1.13	0.99	1.06	58CV(A)110-20	1.00	1.13	0.99	1.06	58CV(A)110-20	1.00	1.13	0.99	1.06	58CV(A)110-20	1.00	1.13	0.99	1.06	58CV(A)110-20
FE4ANB004	0.92	1.07	0.96	1.01	58CV(A)070-12	1.00	1.11	0.99	1.07	58CV(A)110-20	1.00	1.11	0.99	1.07	58CV(A)110-20	1.00	1.11	0.99	1.07	58CV(A)110-20	1.00	1.11	0.99	1.07	58CV(A)110-20
CAP**3617A**	1.03	1.20	1.00	1.12	58CV(A)070-12	1.00	1.06	1.01	1.05	58CV(A)110-20	1.00	1.06	1.01	1.05	58CV(A)110-20	1.00	1.06	1.01	1.05	58CV(A)110-20	1.00	1.06	1.01	1.05	58CV(A)110-20
CAP**4221A**	1.01	1.15	0.99	1.10	58CV(A)070-12	1.00	1.07	1.00	1.05	58CV(A)110-20	1.00	1.07	1.00	1.05	58CV(A)110-20	1.00	1.07	1.00	1.05	58CV(A)110-20	1.00	1.07	1.00	1.05	58CV(A)110-20
CAP**4817A**	1.00	1.08	1.01	1.07	58CV(A)070-12	1.00	1.07	1.00	1.05	58CV(A)110-20	1.00	1.07	1.00	1.05	58CV(A)110-20	1.00	1.07	1.00	1.05	58CV(A)110-20	1.00	1.07	1.00	1.05	58CV(A)110-20
CNPH**3617A**	1.00	1.17	0.99	1.11	58CV(A)070-12	1.00	1.15	0.99	1.10	58CV(A)110-20	1.00	1.15	0.99	1.10	58CV(A)110-20	1.00	1.15	0.99	1.10	58CV(A)110-20	1.00	1.15	0.99	1.10	58CV(A)110-20
CNPH**4221A**	1.00	1.12	0.99	1.07	58CV(A)070-12	1.00	1.09	1.00	1.07	58CV(A)110-20	1.00	1.09	1.00	1.07	58CV(A)110-20	1.00	1.09	1.00	1.07	58CV(A)110-20	1.00	1.09	1.00	1.07	58CV(A)110-20
CNPH**4821A**	1.00	1.09	1.01	1.08	58CV(A)070-12	1.00	1.07	1.00	1.05	58CV(A)110-20	1.00	1.07	1.00	1.05	58CV(A)110-20	1.00	1.07	1.00	1.05	58CV(A)110-20	1.00	1.07	1.00	1.05	58CV(A)110-20
CNPH**3617A**	1.01	1.16	0.99	1.11	58CV(A)070-12	1.00	1.15	0.99	1.09	58CV(A)110-20	1.00	1.15	0.99	1.09	58CV(A)110-20	1.00	1								

HEAT PUMP HEATING PERFORMANCE CONTINUED

25HNA36A31 Outdoor Section With F54ANB006 Indoor Section

Heating Indoor Model	High Speed Cap.	Power	Low Speed Cap.	Power	Furnace Model
CSPH*3612A**	1.00	1.11	1.00	1.08	58MVB040-14
CSPH*4212A**	1.00	1.09	1.01	1.08	58MVB040-14
CSPH*4812A**	1.00	1.08	1.01	1.07	58MVB040-14
CAP**3617A**	1.02	1.17	0.99	1.09	58MVB060-14
CAP**4817A**	1.00	1.07	1.01	1.06	58MVB060-14
CAP**4821A**	1.00	1.08	1.00	1.06	58MVB060-14
CNPH*3617A**	1.00	1.16	0.99	1.10	58MVB060-14
CNPH*4221A**	1.00	1.10	0.99	1.06	58MVB060-14
CNPH*4821A**	1.00	1.08	1.00	1.05	58MVB060-14
CNPV*3617A**	1.00	1.16	0.99	1.10	58MVB060-14
CNPV*4821A**	1.00	1.08	1.00	1.05	58MVB060-14
CSPH*3612A**	1.00	1.10	1.00	1.07	58MVB060-14
CSPH*4212A**	1.00	1.08	1.00	1.06	58MVB060-14
CSPH*4812A**	1.00	1.07	1.01	1.06	58MVB060-14
CAP**3621A**	1.00	1.15	0.99	1.09	58MVB080-14
CAP**4221A**	1.00	1.13	1.00	1.09	58MVB080-14
CAP**4817A**	1.00	1.08	1.01	1.06	58MVB080-14
CAP**4821A**	1.00	1.09	1.00	1.06	58MVB080-14
CAP**4824A**	1.00	1.09	1.00	1.06	58MVB080-14
CNPH*3617A**	1.00	1.17	0.99	1.11	58MVB080-14
CNPH*4221A**	1.00	1.11	0.99	1.06	58MVB080-14
CNPH*4821A**	1.00	1.09	1.00	1.06	58MVB080-14
CNPV*3621A**	1.00	1.17	0.99	1.10	58MVB080-14
CNPV*4221A**	1.00	1.11	0.99	1.06	58MVB080-14
CNPV*4821A**	1.00	1.09	1.00	1.06	58MVB080-14
CNPV*4824A**	1.00	1.09	1.00	1.06	58MVB080-14
CSPH*3612A**	1.00	1.11	1.00	1.08	58MVB080-14
CSPH*4212A**	1.00	1.09	1.01	1.07	58MVB080-14
CSPH*4812A**	1.00	1.09	1.01	1.07	58MVB080-14
CAP**3621A**	1.00	1.14	0.99	1.09	58MVB080-20
CAP**4221A**	1.00	1.12	1.00	1.09	58MVB080-20
CAP**4817A**	1.00	1.07	1.01	1.06	58MVB080-20
CAP**4821A**	1.00	1.08	1.00	1.06	58MVB080-20
CAP**4824A**	1.00	1.08	1.00	1.06	58MVB080-20
CNPH*3617A**	1.00	1.16	0.99	1.11	58MVB080-20
CNPH*4221A**	1.00	1.11	0.99	1.06	58MVB080-20
CNPH*4821A**	1.00	1.08	1.00	1.06	58MVB080-20
CNPH*3617A**	1.00	1.16	0.99	1.11	58MVB080-20
CNPH*4221A**	1.00	1.11	0.99	1.06	58MVB080-20
CNPH*4821A**	1.00	1.08	1.00	1.06	58MVB080-20
CNPV*3621A**	1.00	1.14	0.99	1.09	58MVB080-20
CNPV*4221A**	1.00	1.12	1.00	1.09	58MVB080-20
CNPV*4817A**	1.00	1.07	1.01	1.06	58MVB080-20
CNPV*4821A**	1.00	1.08	1.00	1.06	58MVB080-20
CNPV*4824A**	1.00	1.08	1.00	1.06	58MVB080-20
CSPH*4212A**	1.00	1.10	1.00	1.08	58MVB080-20
CSPH*4821A**	1.00	1.08	1.00	1.06	58MVB080-20
CSPH*4824A**	1.00	1.08	1.00	1.06	58MVB080-20
CSPH*3612A**	1.00	1.10	1.00	1.08	58MVB080-20
CSPH*4212A**	1.00	1.09	1.01	1.08	58MVB080-20
CSPH*4812A**	1.00	1.08	1.01	1.07	58MVB080-20
CAP**3621A**	1.00	1.13	0.99	1.08	58MVB100-20
CAP**4221A**	1.00	1.12	0.99	1.07	58MVB100-20
CAP**4817A**	1.00	1.07	1.01	1.06	58MVB100-20
CAP**4821A**	1.00	1.08	1.00	1.06	58MVB100-20
CAP**4824A**	1.00	1.07	1.00	1.06	58MVB100-20
CNPH*3617A**	1.00	1.16	0.99	1.10	58MVB100-20
CNPH*4221A**	1.00	1.09	0.99	1.06	58MVB100-20
CNPH*4821A**	1.00	1.07	1.00	1.05	58MVB100-20

See notes on page 31

Heating Indoor Model	High Speed Cap.	Power	Low Speed Cap.	Power	Furnace Model
CNPV*3621A**	1.00	1.15	0.99	1.10	58MVB100-20
CNPV*4221A**	1.00	1.09	0.99	1.06	58MVB100-20
CNPV*4821A**	1.00	1.07	1.00	1.05	58MVB100-20
CNPV*4824A**	1.00	1.07	1.00	1.05	58MVB100-20
CSPH*3612A**	1.00	1.10	1.00	1.07	58MVB100-20
CSPH*4212A**	1.00	1.08	1.00	1.06	58MVB100-20
CSPH*4812A**	1.00	1.07	1.01	1.06	58MVB100-20
CAP**4221A**	1.00	1.11	0.99	1.07	58MVB120-20
CAP**4821A**	1.00	1.07	1.00	1.05	58MVB120-20
CAP**4824A**	1.00	1.07	1.00	1.05	58MVB120-20
CNPH*3617A**	1.00	1.15	0.99	1.09	58MVB120-20
CNPH*4221A**	1.00	1.09	0.99	1.06	58MVB120-20
CNPH*4821A**	1.00	1.07	1.00	1.05	58MVB120-20
CNPH*4824A**	1.00	1.07	1.00	1.05	58MVB120-20
CSPH*3612A**	1.00	1.09	1.00	1.07	58MVB120-20
CSPH*4212A**	1.00	1.07	1.00	1.05	58MVB120-20
CSPH*4812A**	1.00	1.07	1.00	1.05	58MVB120-20
CSPH*4212A**	1.00	1.07	1.00	1.06	58MVB120-20
CSPH*4812A**	1.00	1.06	1.00	1.05	58MVB120-20

HEAT PUMP HEATING PERFORMANCE CONTINUED

INDOOR AIR		OUTDOOR COIL ENTERING AIR TEMPERATURES ° F (° C)																							
		-3 (-19.4)			7 (-13.9)			17 (-8.3)			27 (-2.8)			37 (2.8)			47 (8.3)			57 (13.9)			67 (19.4)		
		Capacity MBtuh Total	Integ*	Total Syst. KW†	Capacity MBtuh Total	Integ*	Total Syst. KW†	Capacity MBtuh Total	Integ*	Total Syst. KW†	Capacity MBtuh Total	Integ*	Total Syst. KW†	Capacity MBtuh Total	Integ*	Total Syst. KW†	Capacity MBtuh Total	Integ*	Total Syst. KW†	Capacity MBtuh Total	Integ*	Total Syst. KW†	Capacity MBtuh Total	Integ*	Total Syst. KW†
EDB °F (°C)	CFM	25HNA960A320 Outdoor Section With FE4ANB006 Indoor Section — High Stage																							
65 (18.3)	1500	24.45	22.50	3.13	30.02	27.59	3.39	36.13	32.94	3.66	43.28	38.44	3.97	51.09	46.49	4.29	59.27	59.27	4.64	68.24	68.24	5.07	72.82	72.82	5.29
	1750	25.02	23.02	3.20	30.63	28.15	3.45	36.83	33.58	3.70	44.10	39.16	3.99	51.59	46.95	4.25	59.44	59.44	4.58	63.60	63.60	4.76	65.79	65.79	4.86
	2000	25.68	23.62	3.33	31.31	28.78	3.57	37.59	34.27	3.81	44.82	39.81	4.07	51.97	47.30	4.32	57.31	57.31	4.54	59.08	59.08	4.62	60.70	60.70	4.70
70 (21.1)	1500	24.08	22.15	3.29	29.64	27.24	3.56	36.40	32.57	3.85	42.75	37.97	4.17	50.51	45.97	4.51	58.65	58.65	4.86	67.58	67.58	5.31	73.13	73.13	5.60
	1750	24.67	22.69	3.37	30.27	27.82	3.62	36.40	33.19	3.89	43.55	38.68	4.19	51.11	46.51	4.46	59.00	59.00	4.80	64.72	64.72	5.06	67.19	67.19	5.17
	2000	25.33	23.31	3.50	30.97	28.46	3.74	37.14	33.86	3.99	44.41	39.44	4.28	51.61	46.96	4.53	58.42	58.42	4.81	60.46	60.46	4.91	62.29	62.29	4.99
75 (23.9)	1500	23.64	21.75	3.46	29.20	26.83	3.74	35.29	32.17	4.04	42.05	37.35	4.37	49.94	45.45	4.75	57.99	57.99	5.10	66.86	66.86	5.56	74.00	74.00	5.95
	1750	24.25	22.31	3.53	29.85	27.43	3.80	35.99	32.81	4.08	42.92	38.12	4.38	50.61	46.05	4.68	58.49	58.49	5.03	65.67	65.67	5.37	68.29	68.29	5.49
	2000	24.93	22.94	3.67	30.57	28.10	3.92	36.73	33.49	4.18	43.85	38.95	4.48	51.16	46.56	4.74	58.71	58.71	5.06	61.69	61.69	5.20	63.70	63.70	5.30

INDOOR AIR		OUTDOOR COIL ENTERING AIR TEMPERATURES ° F (° C)																							
		7 (-13.9)			17 (-8.3)			27 (-2.8)			37 (2.8)			47 (8.3)			57 (13.9)			67 (19.4)					
		Capacity MBtuh Total	Integ*	Total Syst. KW†	Capacity MBtuh Total	Integ*	Total Syst. KW†	Capacity MBtuh Total	Integ*	Total Syst. KW†	Capacity MBtuh Total	Integ*	Total Syst. KW†	Capacity MBtuh Total	Integ*	Total Syst. KW†	Capacity MBtuh Total	Integ*	Total Syst. KW†	Capacity MBtuh Total	Integ*	Total Syst. KW†	Capacity MBtuh Total	Integ*	Total Syst. KW†
EDB °F (°C)	CFM	25HNA960A320 Outdoor Section With FE4ANB006 Indoor Section — Low Stage																							
65 (18.3)	1200	21.02	19.32	2.74	25.78	23.50	2.82	30.98	27.52	2.91	36.60	33.31	3.02	42.92	42.92	3.15	49.54	49.54	3.25	57.07	57.07	3.43	63.70	63.70	3.62
	1400	21.40	19.67	2.75	26.20	23.89	2.81	31.46	27.94	2.88	37.15	33.80	2.96	43.52	43.52	3.04	50.19	50.19	3.14	57.82	57.82	3.29	63.70	63.70	3.43
	1600	21.82	20.05	2.80	26.65	24.30	2.85	31.94	28.37	2.90	37.70	34.31	2.97	43.98	43.98	3.02	50.69	50.69	3.11	56.63	56.63	3.20	63.70	63.70	3.43
70 (21.1)	1200	20.61	18.94	2.92	25.36	23.12	3.01	30.56	27.14	3.10	36.15	32.90	3.21	42.29	42.29	3.34	48.96	48.96	3.45	56.35	56.35	3.64	63.70	63.70	3.43
	1400	21.01	19.30	2.93	25.80	23.52	3.00	31.05	27.58	3.07	36.71	33.41	3.15	43.00	43.00	3.25	49.58	49.58	3.33	57.09	57.09	3.48	63.70	63.70	3.43
	1600	21.44	19.70	2.98	26.25	23.93	3.03	31.53	28.00	3.09	37.26	33.90	3.15	43.48	43.48	3.21	50.12	50.12	3.30	57.54	57.54	3.42	63.70	63.70	3.43
75 (23.9)	1200	20.14	18.51	3.11	24.90	22.71	3.20	30.09	26.73	3.30	35.68	32.47	3.42	41.70	41.70	3.55	48.39	48.39	3.66	55.59	55.59	3.86	63.70	63.70	3.43
	1400	20.55	18.89	3.12	25.36	23.12	3.19	30.60	27.18	3.26	36.25	32.98	3.35	42.42	42.42	3.46	49.01	49.01	3.53	56.34	56.34	3.69	63.70	63.70	3.43
	1600	21.00	19.30	3.17	25.83	23.55	3.22	31.12	27.64	3.28	36.80	33.49	3.35	43.00	43.00	3.42	49.62	49.62	3.49	56.89	56.89	3.62	63.70	63.70	3.43

Heating Indoor Model	High Speed Cap.	Power	Low Speed Cap.	Power	High Speed Cap.	Furnace Model	Power	Low Speed Cap.	Power	High Speed Cap.	Heating Indoor Model	High Speed Cap.	Power	Low Speed Cap.	Power	High Speed Cap.	Furnace Model	Power	Low Speed Cap.	Power	High Speed Cap.	Heating Indoor Model	High Speed Cap.	Power	Low Speed Cap.	Power	High Speed Cap.	Furnace Model
*FE4ANB006	1.00	1.00	1.00	1.00	1.00	58CV(A,X)110-20	1.03	1.00	1.03	1.00	CAP**6024A**	1.02	1.03	1.00	1.03	58CV(A,X)155-22	1.08	1.00	1.08	1.00	1.08	CAP**6021A**	1.02	1.05	1.00	1.05	58MBV100-20	
CAP**6021A**	1.01	1.06	1.00	1.04	1.00	58CV(A,X)110-20	1.05	1.00	1.05	1.00	CNPH**6024A**	1.02	1.05	1.00	1.03	58CV(A,X)155-22	1.08	1.00	1.08	1.00	1.08	CNPH**6024A**	1.02	1.06	1.00	1.06	58MBV100-20	
CNPH**6024A**	1.02	1.06	1.00	1.05	1.00	58CV(A,X)110-20	1.06	1.00	1.06	1.00	CNPV**6024A**	1.02	1.05	1.00	1.03	58CV(A,X)155-22	1.08	1.00	1.08	1.00	1.08	CSPH**6012A**	1.02	1.06	1.00	1.05	58MBV100-20	
CSPH**6012A**	1.02	1.04	1.00	1.03	1.00	58CV(A,X)110-20	1.07	1.00	1.07	1.00	CSPH**6012A**	1.02	1.03	1.00	1.02	58CV(A,X)155-22	1.08	1.00	1.08	1.00	1.08	CAP**6024A**	1.02	1.08	1.00	1.05	58MBV100-20	
CAP**6024A**	1.01	1.05	1.00	1.04	1.00	58CV(A,X)135-22	1.09	1.00	1.09	1.00	CAP**6021A**	1.02	1.09	1.00	1.06	58MVB080-20	1.07	1.00	1.07	1.00	1.07	CNPH**6024A**	1.02	1.07	1.00	1.05	58MBV100-20	
CNPH**6024A**	1.02	1.05	1.00	1.04	1.00	58CV(A,X)135-22	1.11	1.00	1.11	1.00	CNPH**6024A**	1.03	1.11	1.00	1.06	58MVB080-20	1.07	1.00	1.07	1.00	1.07	CNPV**6024A**	1.02	1.07	1.00	1.05	58MBV100-20	
CNPV**6024A**	1.02	1.05	1.00	1.04	1.00	58CV(A,X)135-22	1.03	1.00	1.03	1.00	CSPH**6012A**	1.02	1.07	1.00	1.06	58MVB080-20	1.07	1.00	1.07	1.00	1.07	CSPH**6012A**	1.02	1.05	1.00	1.04	58MBV100-20	
CSPH**6012A**	1.02	1.03	1.00	1.03	1.00	58CV(A,X)135-22	1.02	1.00	1.02	1.01	CSPH**6012A**	1.02	1.07	1.00	1.06	58MVB080-20	1.07	1.00	1.07	1.00	1.07	CSPH**6012A**	1.02	1.05	1.00	1.04	58MBV100-20	

* Tested combination.

† The kW values include the compressor, outdoor fan motor, and indoor blower motor. The kW from supplement heaters should be added to these values to obtain total system kilowatts.

‡ The Btuh heating capacity values shown are net integrated values from which the defrost effect has been subtracted. The Btuh heating from supplement heaters should be added to these values to obtain total system capacity.

NOTE: When the required data falls between the published data, interpolation may be performed. Extrapolation is not an acceptable practice.

EDB — Entering Dry Bulb

GUIDE SPECIFICATIONS

GENERAL

System Description

Outdoor-mounted, air-cooled, split-system heat pump unit suitable for ground or rooftop installation. Unit consists of a hermetic compressor, an air-cooled coil, forward-swept blade propeller-type condenser fan, and a control box. Unit will discharge supply air upward as shown on contract drawings. Unit will be used in a refrigeration circuit to match up to a packaged fan coil or coil unit.

Quality Assurance

- Unit will be rated in accordance with the latest edition of AHRI Standard 240.
- Unit will be certified for capacity and efficiency, and listed in the latest ARI directory.
- Unit construction will comply with latest edition of ASHRAE and with NEC.
- Unit will be constructed in accordance with UL standards and will carry the UL label of approval. Unit will have C-UL approval.
- Unit cabinet will be capable of withstanding Federal Test Method Standard No. 141 (Method 6061) 500-hr salt spray test.
- Air-cooled condenser coils are pressure tested and the outdoor units are leak tested.
- Unit constructed in ISO9001 approved facility.

Delivery, Storage, and Handling

- Unit will be shipped as single package only and is stored and handled per unit manufacturer's recommendations.

Warranty (for inclusion by specifying engineer)

- U.S. and Canada only.

PRODUCTS

Equipment

- Factory-assembled, single-piece, air-cooled heat pump unit. Contained within the unit enclosure is all factory wiring, piping, controls, compressor, refrigerant charge Puron® (R-410A) refrigerant, and special features required prior to field start-up.

Unit Cabinet

- Unit cabinet will be constructed of galvanized steel, bonderized, and coated with a powder coat paint.

Fans

- Condenser fan will be direct-drive propeller type, forward swept blade, discharging air upward.

AIR-COOLED, SPLIT-SYSTEM HEAT PUMP

25HNA9

2 TO 5 NOMINAL TONS

- Condenser fan motors will be totally enclosed, 1-phase type with class B insulation and permanently lubricated ball bearings.
- Shafts will be corrosion resistant.
- Forward swept fan blades will be statically and dynamically balanced.
- Condenser fan openings will be equipped with coated steel wire safety guards.

Compressor

- Compressor will be hermetically sealed.
- Compressor will be mounted on rubber vibration isolators.
- Compressor will be covered with a sound absorbing blanket.

Condenser Coil

- Condenser coil will be air cooled.
- Coil will be constructed of aluminum fins mechanically bonded to copper tubes which are then cleaned, dehydrated, and sealed.

Refrigeration Components

- Refrigeration circuit components will include liquid-line back-seating shutoff valve with sweat connections, vapor-line back-seating shutoff valve with sweat connections, system charge of Puron® (R-410A) refrigerant, POE compressor oil, accumulator, and reversing valve.
- Unit will be equipped with high-pressure switch, loss-of-charge switch, and filter drier for Puron® refrigerant.

Operating Characteristics

- The capacity of the unit will meet or exceed _____ Btuh at a suction temperature of _____ °F (°C). The power consumption at full load will not exceed _____ kW.
- Combination of the unit and the evaporator or fan coil unit will have a total net cooling capacity of _____ Btuh or greater at conditions of _____ CFM entering air temperature at the evaporator at _____ °F (°C) wet bulb and _____ °F (°C) dry bulb, and air entering the unit at _____ °F (°C).
- The system will have a SEER of _____ Btuh/watt or greater at DOE conditions.

Electrical Requirements

- Nominal unit electrical characteristics will be _____ v, single phase, 60 hz. The unit will be capable of satisfactory operation within voltage limits of _____ v to _____ v.
- Unit electrical power will be single point connection.
- Control circuit will be 24v.

Special Features

- Refer to section of this literature identifying accessories and descriptions for specific features and available enhancements.